


Тепловая система 1. Схема 3.1

Потребитель: ООО "Управдом Юг Подмосквья", Заводской пр-д, д.10
 Поставщик: ООО "ТВС"

| Дата | Схема | Сторон. Кан | G1, Т | G2, Т | G1-G2, Т | V1, м3 | V2, м3 | V1-V2, м3 | t1, °C | t2, °C | t4-t2, °C | P1, кгс/см2 | P2, кгс/см2 | Траб.ТС, ч:мм | Тсоеб.1, ч:мм | Тсоеб.2, ч:мм | Тсоеб.3, ч:мм | Канальные НС | НС ТС |
|-------------|-------|----------------|------------|------------|-------------|------------|------------|--------------|-----------|-----------|--------------|----------------|----------------|------------------|------------------|------------------|------------------|--------------|-------|
| 19.06.25 | 3.1 | 0,000 | 0,000 | 0,000 | 0,000 | 0,000 | 0,000 | 0,000 | 29,90 | 31,43 | -1,53 | 4,622 | 2,426 | 00:00 | 24:00 | 00:00 | 00:00 | | 4,5,Г |
| 20.06.25 | 3.1 | 0,000 | 0,000 | 0,000 | 0,000 | 0,000 | 0,000 | 0,000 | 30,13 | 31,58 | -1,45 | 4,624 | 2,427 | 00:00 | 24:00 | 00:00 | 00:00 | | 4,5,Г |
| 21.06.25 | 3.1 | 0,000 | 0,000 | 0,000 | 0,000 | 0,000 | 0,000 | 0,000 | 30,85 | 32,47 | -1,62 | 4,660 | 2,432 | 00:00 | 24:00 | 00:00 | 00:00 | | 4,5,Г |
| 22.06.25 | 3.1 | 0,000 | 0,000 | 0,000 | 0,000 | 0,000 | 0,000 | 0,000 | 31,53 | 32,93 | -1,40 | 4,637 | 2,433 | 00:00 | 24:00 | 00:00 | 00:00 | | 4,5,Г |
| 23.06.25 | 3.1 | 0,000 | 0,000 | 0,000 | 0,000 | 0,000 | 0,000 | 0,000 | 32,16 | 33,36 | -1,20 | 4,658 | 2,432 | 00:00 | 24:00 | 00:00 | 00:00 | | 4,5,Г |
| 24.06.25 | 3.1 | 0,000 | 0,000 | 0,000 | 0,000 | 0,000 | 0,000 | 0,000 | 32,79 | 33,88 | -1,09 | 4,607 | 2,428 | 00:00 | 24:00 | 00:00 | 00:00 | | 4,5,Г |
| 25.06.25 | 3.1 | 0,000 | 0,000 | 0,000 | 0,000 | 0,000 | 0,000 | 0,000 | 33,43 | 35,03 | -1,60 | 4,484 | 2,416 | 00:00 | 24:00 | 00:00 | 00:00 | | 4,5,Г |
| 26.06.25 | 3.1 | 0,000 | 0,000 | 0,000 | 0,000 | 0,000 | 0,000 | 0,000 | 33,43 | 34,24 | -0,81 | 4,506 | 2,420 | 00:00 | 24:00 | 00:00 | 00:00 | | 4,5,Г |
| 27.06.25 | 3.1 | 0,000 | 0,000 | 0,000 | 0,000 | 0,000 | 0,000 | 0,000 | 33,13 | 34,06 | -0,93 | 4,481 | 2,418 | 00:00 | 24:00 | 00:00 | 00:00 | | 4,5,Г |
| 28.06.25 | 3.1 | 0,000 | 0,000 | 0,000 | 0,000 | 0,000 | 0,000 | 0,000 | 33,75 | 34,41 | -0,66 | 4,465 | 2,415 | 00:00 | 24:00 | 00:00 | 00:00 | | 4,5,Г |
| 29.06.25 | 3.1 | 0,000 | 0,000 | 0,000 | 0,000 | 0,000 | 0,000 | 0,000 | 34,16 | 34,88 | -0,72 | 4,421 | 2,409 | 00:00 | 24:00 | 00:00 | 00:00 | | 4,5,Г |
| 30.06.25 | 3.1 | 0,000 | 0,000 | 0,000 | 0,000 | 0,000 | 0,000 | 0,000 | 33,65 | 34,62 | -0,97 | 4,543 | 2,421 | 00:00 | 24:00 | 00:00 | 00:00 | | 4,5,Г |
| 01.07.25 | 3.1 | 0,000 | 0,000 | 0,000 | 0,000 | 0,000 | 0,000 | 0,000 | 33,03 | 33,96 | -0,93 | 4,494 | 2,409 | 00:00 | 24:00 | 00:00 | 00:00 | | 4,5,Г |
| 02.07.25 | 3.1 | 0,000 | 0,000 | 0,000 | 0,000 | 0,000 | 0,000 | 0,000 | 33,09 | 34,95 | -1,86 | 4,488 | 2,398 | 00:00 | 24:00 | 00:00 | 00:00 | | 4,5,Г |
| 03.07.25 | 3.1 | 0,000 | 0,000 | 0,000 | 0,000 | 0,000 | 0,000 | 0,000 | 33,64 | 37,46 | -3,82 | 4,449 | 2,392 | 00:00 | 24:00 | 00:00 | 00:00 | | 4,5,Г |
| 04.07.25 | 3.1 | 0,000 | 0,000 | 0,000 | 0,000 | 0,000 | 0,000 | 0,000 | 34,55 | 35,16 | -0,61 | 4,508 | 2,391 | 00:00 | 24:00 | 00:00 | 00:00 | | 4,5,Г |
| 05.07.25 | 3.1 | 0,000 | 0,000 | 0,000 | 0,000 | 0,000 | 0,000 | 0,000 | 34,46 | 35,30 | -0,84 | 4,479 | 2,386 | 00:00 | 24:00 | 00:00 | 00:00 | | 4,5,Г |
| 06.07.25 | 3.1 | 0,000 | 0,000 | 0,000 | 0,000 | 0,000 | 0,000 | 0,000 | 35,11 | 38,07 | -2,96 | 4,493 | 2,383 | 00:00 | 24:00 | 00:00 | 00:00 | | 4,5,Г |
| 07.07.25 | 3.1 | 0,000 | 0,000 | 0,001 | 0,000 | 0,000 | 0,001 | -0,001 | 32,94 | 32,60 | 0,34 | 2,140 | 1,373 | 13:22 | 10:38 | 00:00 | 00:00 | | 4,5,Г |
| 08.07.25 | 3.1 | 0,000 | 0,000 | 0,000 | 0,000 | 0,000 | 0,000 | 0,000 | 26,10 | 24,36 | 1,74 | 0,085 | 0,304 | 24:00 | 00:00 | 00:00 | 00:00 | | |
| 09.07.25 | 3.1 | 0,000 | 0,000 | 0,000 | 0,000 | 0,000 | 0,000 | 0,000 | 24,04 | 22,90 | 1,14 | 0,086 | 0,174 | 24:00 | 00:00 | 00:00 | 00:00 | | |
| 10.07.25 | 3.1 | 0,000 | 0,000 | 0,000 | 0,000 | 0,000 | 0,000 | 0,000 | 22,93 | 22,23 | 0,70 | 0,093 | 0,163 | 23:31 | 00:00 | 00:00 | 00:00 | | |
| 11.07.25 | 3.1 | 0,000 | 0,000 | 0,000 | 0,000 | 0,000 | 0,000 | 0,000 | 22,15 | 21,38 | 0,77 | 0,328 | 0,175 | 24:00 | 00:00 | 00:00 | 00:00 | | |
| 12.07.25 | 3.1 | 0,000 | 0,000 | 0,000 | 0,000 | 0,000 | 0,000 | 0,000 | 21,66 | 20,88 | 0,78 | 0,363 | 0,180 | 24:00 | 00:00 | 00:00 | 00:00 | | |
| 13.07.25 | 3.1 | 0,000 | 0,000 | 0,000 | 0,000 | 0,000 | 0,000 | 0,000 | 21,30 | 20,51 | 0,79 | 0,364 | 0,190 | 24:00 | 00:00 | 00:00 | 00:00 | | |
| 14.07.25 | 3.1 | 0,000 | 0,000 | 0,000 | 0,000 | 0,000 | 0,000 | 0,000 | 21,08 | 20,50 | 0,58 | 0,418 | 0,216 | 24:00 | 00:00 | 00:00 | 00:00 | | |
| 15.07.25 | 3.1 | 0,000 | 0,000 | 0,000 | 0,000 | 0,000 | 0,000 | 0,000 | 20,80 | 20,31 | 0,49 | 0,579 | 0,282 | 24:00 | 00:00 | 00:00 | 00:00 | | |
| 16.07.25 | 3.1 | 0,000 | 0,000 | 0,000 | 0,000 | 0,000 | 0,000 | 0,000 | 20,66 | 20,26 | 0,40 | 0,811 | 0,397 | 24:00 | 00:00 | 00:00 | 00:00 | | |
| 17.07.25 | 3.1 | 0,000 | 0,000 | 0,000 | 0,000 | 0,000 | 0,000 | 0,000 | 20,35 | 20,07 | 0,28 | 1,322 | 0,819 | 19:24 | 04:36 | 00:00 | 00:00 | | 4,5,Г |
| 18.07.25 | 3.1 | 0,000 | 0,000 | 0,026 | 0,000 | 0,000 | 0,000 | -0,026 | 21,94 | 23,78 | -1,84 | 3,483 | 2,376 | 12:32 | 11:28 | 00:00 | 00:00 | | 4,5,Г |
| 19.07.25 | 3.1 | 0,000 | 0,000 | 0,011 | 0,000 | 0,000 | 0,011 | -0,011 | 28,54 | 32,18 | -3,64 | 4,627 | 2,481 | 00:00 | 24:00 | 00:00 | 00:00 | | 4,5,Г |
| Среднее | 3.1 | 0,000 | 0,000 | 0,001 | 0,000 | 0,000 | 0,001 | -0,001 | 28,94 | 29,67 | -0,73 | 3,107 | 1,696 | 08:25 | 15:34 | 00:00 | 00:00 | | 4,5,Г |
| Итого | 3.1 | 0,000 | 0,000 | 0,031 | 0,000 | 0,000 | 0,031 | -0,031 | 28,94 | 29,67 | -0,73 | 3,107 | 1,696 | 08:25 | 15:34 | 00:00 | 00:00 | | 4,5,Г |
| На 19.06.25 | 3.1 | 3924,236 | 189429,031 | 194840,047 | -5411,016 | 193715,016 | 197164,000 | -3448,984 | 29,54 | 30,97 | -1,43 | 4,639 | 2,424 | 66:17:47 | 25:55:52 | 00:00 | 00:00 | | 4,5,Г |
| На 19.07.25 | 3.1 | 3924,236 | 189429,031 | 194840,078 | -5411,047 | 193715,016 | 197164,031 | -3449,016 | 28,54 | 32,18 | -3,64 | 4,627 | 2,481 | 66:17:35 | 25:59:33 | 00:00 | 00:00 | | 4,5,Г |

Ответственный за учет



Отчет принят " 20 " Г. _____

Тепловая система 2. Схема 3.1


Потребитель: ООО "Управдом Юг Подмосквовья", Заволжской пр-д, д.10
 Поставщик: ООО "ТВС"

| Дата | Схема | Сторонн. Кал | G1, т | G2, т | G1-G2, т | V1, м3 | V2, м3 | V1-V2, м3 | t1, °C | t2, °C | t1-t2, °C | P1, кВт/ккал/ч | P2, кВт/ккал/ч | Траб.ТС, ч:мм | Тсоеб.1, ч:мм | Тсоеб.2, ч:мм | Тсоеб.3, ч:мм | Канальные НС | НС ТС |
|-------------|-------|-----------------|------------|------------|-------------|------------|------------|--------------|-----------|-----------|--------------|-------------------|-------------------|------------------|------------------|------------------|------------------|--------------|-------|
| 19.06.25 | 3.1 | 0.990 | 168,392 | 159,120 | 9,272 | 171,006 | 161,324 | 9,682 | 57,38 | 54,02 | 3,36 | 5,000 | 5,000 | 24:00 | 00:00 | 00:00 | 00:00 | ЛМ | |
| 20.06.25 | 3.1 | 0.984 | 168,396 | 158,933 | 9,464 | 170,940 | 161,071 | 9,869 | 56,54 | 53,23 | 3,31 | 5,000 | 5,000 | 24:00 | 00:00 | 00:00 | 00:00 | ЛМ | |
| 21.06.25 | 3.1 | 1.023 | 169,623 | 159,706 | 9,917 | 172,230 | 161,892 | 10,338 | 57,07 | 53,71 | 3,36 | 5,000 | 5,000 | 24:00 | 00:00 | 00:00 | 00:00 | ЛМ | |
| 22.06.25 | 3.1 | 1.080 | 169,319 | 158,404 | 10,914 | 171,938 | 160,583 | 11,355 | 57,27 | 53,85 | 3,42 | 5,000 | 5,000 | 24:00 | 00:00 | 00:00 | 00:00 | ЛМ | |
| 23.06.25 | 3.1 | 1.020 | 169,325 | 159,478 | 9,847 | 171,929 | 161,662 | 10,267 | 57,08 | 53,72 | 3,36 | 5,000 | 5,000 | 24:00 | 00:00 | 00:00 | 00:00 | ЛМ | |
| 24.06.25 | 3.1 | 1.039 | 167,703 | 157,517 | 10,187 | 170,297 | 159,684 | 10,613 | 57,26 | 53,88 | 3,41 | 5,000 | 5,000 | 24:00 | 00:00 | 00:00 | 00:00 | ЛМ | |
| 25.06.25 | 3.1 | 1.051 | 163,822 | 153,028 | 10,794 | 166,334 | 155,113 | 11,221 | 57,01 | 53,58 | 3,43 | 5,000 | 5,000 | 24:00 | 00:00 | 00:00 | 00:00 | ЛМ | |
| 26.06.25 | 3.1 | 0.963 | 163,449 | 154,014 | 9,436 | 165,886 | 156,055 | 9,831 | 56,15 | 52,84 | 3,31 | 5,000 | 5,000 | 24:00 | 00:00 | 00:00 | 00:00 | ЛМ | |
| 27.06.25 | 3.1 | 0.892 | 161,370 | 153,434 | 7,937 | 163,773 | 155,463 | 8,310 | 56,11 | 52,78 | 3,33 | 5,000 | 5,000 | 24:00 | 00:00 | 00:00 | 00:00 | ЛМ | |
| 28.06.25 | 3.1 | 0.901 | 160,673 | 152,620 | 8,052 | 163,081 | 154,662 | 8,429 | 56,31 | 52,95 | 3,36 | 5,000 | 5,000 | 24:00 | 00:00 | 00:00 | 00:00 | ЛМ | |
| 29.06.25 | 3.1 | 0.973 | 159,929 | 150,497 | 9,432 | 162,361 | 152,528 | 9,833 | 56,74 | 53,33 | 3,41 | 5,000 | 5,000 | 24:00 | 00:00 | 00:00 | 00:00 | ЛМ | |
| 30.06.25 | 3.1 | 0.992 | 164,283 | 154,388 | 9,895 | 166,759 | 156,458 | 10,301 | 56,47 | 53,16 | 3,31 | 5,000 | 5,000 | 24:00 | 00:00 | 00:00 | 00:00 | ЛМ | |
| 01.07.25 | 3.1 | 0.920 | 161,766 | 153,454 | 8,311 | 164,202 | 155,507 | 8,695 | 56,45 | 53,08 | 3,37 | 5,000 | 5,000 | 24:00 | 00:00 | 00:00 | 00:00 | ЛМ | |
| 02.07.25 | 3.1 | 0.984 | 162,490 | 153,130 | 9,360 | 164,982 | 155,215 | 9,767 | 57,01 | 53,58 | 3,43 | 5,000 | 5,000 | 23:59 | 00:01 | 00:00 | 00:00 | ЛМ | 4,5,F |
| 03.07.25 | 3.1 | 0.941 | 160,554 | 152,095 | 8,459 | 163,042 | 154,190 | 8,862 | 57,34 | 53,88 | 3,46 | 5,000 | 5,000 | 24:00 | 00:00 | 00:00 | 00:00 | ЛМ | |
| 04.07.25 | 3.1 | 0.911 | 162,353 | 154,150 | 8,202 | 164,844 | 156,261 | 8,583 | 57,03 | 53,72 | 3,31 | 5,000 | 5,000 | 24:00 | 00:00 | 00:00 | 00:00 | ЛМ | |
| 05.07.25 | 3.1 | 0.965 | 161,812 | 152,650 | 9,162 | 164,308 | 154,747 | 9,561 | 57,18 | 53,81 | 3,37 | 5,000 | 5,000 | 24:00 | 00:00 | 00:00 | 00:00 | ЛМ | |
| 06.07.25 | 3.1 | 1.096 | 163,447 | 152,609 | 10,838 | 166,092 | 154,805 | 11,287 | 58,70 | 55,12 | 3,58 | 5,000 | 5,000 | 24:00 | 00:00 | 00:00 | 00:00 | ЛМ | |
| 07.07.25 | 3.1 | 0.407 | 66,782 | 62,172 | 3,610 | 66,847 | 63,067 | 3,780 | 44,20 | 40,55 | 3,65 | 5,000 | 5,000 | 24:00 | 00:00 | 00:00 | 00:00 | ЛМ | |
| 08.07.25 | 3.1 | 0.000 | 0,000 | 0,000 | 0,000 | 0,000 | 0,000 | 0,000 | 26,02 | 25,09 | 0,93 | 5,000 | 5,000 | 24:00 | 00:00 | 00:00 | 00:00 | ЛМ | |
| 09.07.25 | 3.1 | 0.000 | 0,000 | 0,000 | 0,000 | 0,000 | 0,000 | 0,000 | 24,04 | 23,47 | 0,57 | 5,000 | 5,000 | 24:00 | 00:00 | 00:00 | 00:00 | ЛМ | |
| 10.07.25 | 3.1 | 0.000 | 0,000 | 0,000 | 0,000 | 0,000 | 0,000 | 0,000 | 22,86 | 22,58 | 0,38 | 5,000 | 5,000 | 23:31 | 00:00 | 00:00 | 00:00 | ЛМ | |
| 11.07.25 | 3.1 | 0.000 | 0,000 | 0,000 | 0,000 | 0,000 | 0,000 | 0,000 | 22,18 | 21,91 | 0,27 | 5,000 | 5,000 | 24:00 | 00:00 | 00:00 | 00:00 | ЛМ | |
| 12.07.25 | 3.1 | 0.000 | 0,000 | 0,000 | 0,000 | 0,000 | 0,000 | 0,000 | 21,70 | 21,47 | 0,23 | 5,000 | 5,000 | 24:00 | 00:00 | 00:00 | 00:00 | ЛМ | |
| 13.07.25 | 3.1 | 0.000 | 0,000 | 0,000 | 0,000 | 0,000 | 0,000 | 0,000 | 21,34 | 21,13 | 0,21 | 5,000 | 5,000 | 24:00 | 00:00 | 00:00 | 00:00 | ЛМ | |
| 14.07.25 | 3.1 | 0.000 | 0,000 | 0,000 | 0,000 | 0,000 | 0,000 | 0,000 | 21,15 | 20,88 | 0,27 | 5,000 | 5,000 | 24:00 | 00:00 | 00:00 | 00:00 | ЛМ | |
| 15.07.25 | 3.1 | 0.000 | 0,000 | 0,000 | 0,000 | 0,000 | 0,000 | 0,000 | 20,89 | 20,64 | 0,25 | 5,000 | 5,000 | 24:00 | 00:00 | 00:00 | 00:00 | ЛМ | |
| 16.07.25 | 3.1 | 0.000 | 0,000 | 0,000 | 0,000 | 0,000 | 0,000 | 0,000 | 20,77 | 20,57 | 0,20 | 5,000 | 5,000 | 23:20 | 00:40 | 00:00 | 00:00 | ЛМ | 4,5,F |
| 17.07.25 | 3.1 | 0.000 | 0,000 | 0,000 | 0,000 | 0,000 | 0,000 | 0,000 | 20,35 | 20,36 | -0,01 | 5,000 | 5,000 | 10:12 | 13:48 | 00:00 | 00:00 | ЛМ | 4,5,F |
| 18.07.25 | 3.1 | 0.549 | 72,348 | 66,029 | 6,319 | 73,391 | 66,858 | 6,533 | 35,72 | 34,05 | 1,67 | 5,000 | 5,000 | 14:23 | 08:37 | 00:00 | 00:00 | ЛМ | 4,5,F |
| 19.07.25 | 3.1 | 1,027 | 166,384 | 158,521 | 7,863 | 169,285 | 160,966 | 8,319 | 61,06 | 57,19 | 3,87 | 5,000 | 5,000 | 23:56 | 00:04 | 00:00 | 00:00 | ЛМ | 4,5,F |
| Среднее | 3.1 | 0,636 | 105,265 | 99,224 | 6,041 | 106,888 | 100,588 | 6,304 | 44,76 | 42,39 | 2,37 | 5,000 | 5,000 | 23:12 | 00:47 | 00:00 | 00:00 | --- | --- |
| Итого | 3.1 | 19,707 | 3263,219 | 3075,938 | 187,281 | 3313,531 | 3118,094 | 195,438 | 44,76 | 42,39 | 2,37 | 5,000 | 5,000 | 719:15 | 24:09 | 00:00 | 00:00 | ЛМ | 4,5,F |
| На 19.06.25 | 3.1 | 3863,739 | 319232,666 | 290431,688 | 28800,969 | 327749,219 | 294719,188 | 33030,031 | 57,41 | 54,07 | 3,34 | 5,000 | 5,000 | 89275,25 | 2190:10 | 00:00 | 00:00 | ЛМ | |
| На 19.07.25 | 3.1 | 3683,446 | 322495,875 | 293507,625 | 29988,250 | 331062,750 | 297837,281 | 33225,469 | 61,06 | 57,19 | 3,87 | 5,000 | 5,000 | 89994,40 | 2214:19 | 00:00 | 00:00 | ЛМ | 4,5,F |

Ответственный за учет

20 г.

Отчет принят " " " "




Тепловая система 3. Схема 6.1

Потребитель: ООО "Управдом Юг Подмосквья", Заводской пр-д, д.10
 Поставщик: ООО "ТВС"

| Дата | Схема | G1, Т | V1, м3 | t1, °C | P1, кВт/см2 | Траб.ТС, чч:мм | | | Таб.1, чч:мм | | | Таб.2, чч:мм | | | Таб.3, чч:мм | | | Канальные НС | НС | ТС |
|-----------------|-------|-----------|-----------|-----------|----------------|-------------------|---------|-------|-----------------|-------|-------|-----------------|-------|-------|-----------------|-------|-------|--------------|----|----|
| | | | | | | уч:мм | уч:мм | уч:мм | уч:мм | уч:мм | уч:мм | уч:мм | уч:мм | уч:мм | уч:мм | уч:мм | | | | |
| 19.06.25 | 6.1 | 16,201 | 16,200 | 8,00 | 5,000 | 24:00 | 00:00 | 00:00 | 00:00 | 00:00 | 00:00 | 00:00 | 00:00 | 00:00 | 00:00 | 00:00 | 00:00 | 0 | | |
| 20.06.25 | 6.1 | 12,401 | 12,400 | 8,00 | 5,000 | 24:00 | 00:00 | 00:00 | 00:00 | 00:00 | 00:00 | 00:00 | 00:00 | 00:00 | 00:00 | 00:00 | 00:00 | 0 | | |
| 21.06.25 | 6.1 | 13,601 | 13,600 | 8,00 | 5,000 | 24:00 | 00:00 | 00:00 | 00:00 | 00:00 | 00:00 | 00:00 | 00:00 | 00:00 | 00:00 | 00:00 | 00:00 | 0 | | |
| 22.06.25 | 6.1 | 15,901 | 15,900 | 8,00 | 5,000 | 24:00 | 00:00 | 00:00 | 00:00 | 00:00 | 00:00 | 00:00 | 00:00 | 00:00 | 00:00 | 00:00 | 00:00 | 0 | | |
| 23.06.25 | 6.1 | 14,801 | 14,800 | 8,00 | 5,000 | 24:00 | 00:00 | 00:00 | 00:00 | 00:00 | 00:00 | 00:00 | 00:00 | 00:00 | 00:00 | 00:00 | 00:00 | 0 | | |
| 24.06.25 | 6.1 | 11,601 | 11,600 | 8,00 | 5,000 | 24:00 | 00:00 | 00:00 | 00:00 | 00:00 | 00:00 | 00:00 | 00:00 | 00:00 | 00:00 | 00:00 | 00:00 | 0 | | |
| 25.06.25 | 6.1 | 13,901 | 13,900 | 8,00 | 5,000 | 24:00 | 00:00 | 00:00 | 00:00 | 00:00 | 00:00 | 00:00 | 00:00 | 00:00 | 00:00 | 00:00 | 00:00 | 0 | | |
| 26.06.25 | 6.1 | 12,201 | 12,200 | 8,00 | 5,000 | 24:00 | 00:00 | 00:00 | 00:00 | 00:00 | 00:00 | 00:00 | 00:00 | 00:00 | 00:00 | 00:00 | 00:00 | 0 | | |
| 27.06.25 | 6.1 | 6,701 | 6,700 | 8,00 | 5,000 | 24:00 | 00:00 | 00:00 | 00:00 | 00:00 | 00:00 | 00:00 | 00:00 | 00:00 | 00:00 | 00:00 | 00:00 | 0 | | |
| 28.06.25 | 6.1 | 8,601 | 8,600 | 8,00 | 5,000 | 24:00 | 00:00 | 00:00 | 00:00 | 00:00 | 00:00 | 00:00 | 00:00 | 00:00 | 00:00 | 00:00 | 00:00 | 0 | | |
| 29.06.25 | 6.1 | 11,501 | 11,500 | 8,00 | 5,000 | 24:00 | 00:00 | 00:00 | 00:00 | 00:00 | 00:00 | 00:00 | 00:00 | 00:00 | 00:00 | 00:00 | 00:00 | 0 | | |
| 30.06.25 | 6.1 | 12,101 | 12,100 | 8,00 | 5,000 | 24:00 | 00:00 | 00:00 | 00:00 | 00:00 | 00:00 | 00:00 | 00:00 | 00:00 | 00:00 | 00:00 | 00:00 | 0 | | |
| 01.07.25 | 6.1 | 8,001 | 8,000 | 8,00 | 5,000 | 24:00 | 00:00 | 00:00 | 00:00 | 00:00 | 00:00 | 00:00 | 00:00 | 00:00 | 00:00 | 00:00 | 00:00 | 0 | | |
| 02.07.25 | 6.1 | 10,601 | 10,600 | 8,00 | 5,000 | 24:00 | 00:00 | 00:00 | 00:00 | 00:00 | 00:00 | 00:00 | 00:00 | 00:00 | 00:00 | 00:00 | 00:00 | 0 | | |
| 03.07.25 | 6.1 | 12,601 | 12,600 | 8,00 | 5,000 | 24:00 | 00:00 | 00:00 | 00:00 | 00:00 | 00:00 | 00:00 | 00:00 | 00:00 | 00:00 | 00:00 | 00:00 | 0 | | |
| 04.07.25 | 6.1 | 10,801 | 10,800 | 8,00 | 5,000 | 24:00 | 00:00 | 00:00 | 00:00 | 00:00 | 00:00 | 00:00 | 00:00 | 00:00 | 00:00 | 00:00 | 00:00 | 0 | | |
| 05.07.25 | 6.1 | 11,201 | 11,200 | 8,00 | 5,000 | 24:00 | 00:00 | 00:00 | 00:00 | 00:00 | 00:00 | 00:00 | 00:00 | 00:00 | 00:00 | 00:00 | 00:00 | 0 | | |
| 06.07.25 | 6.1 | 15,601 | 15,600 | 8,00 | 5,000 | 24:00 | 00:00 | 00:00 | 00:00 | 00:00 | 00:00 | 00:00 | 00:00 | 00:00 | 00:00 | 00:00 | 00:00 | 0 | | |
| 07.07.25 | 6.1 | 21,602 | 21,600 | 8,00 | 5,000 | 24:00 | 00:00 | 00:00 | 00:00 | 00:00 | 00:00 | 00:00 | 00:00 | 00:00 | 00:00 | 00:00 | 00:00 | 0 | | |
| 08.07.25 | 6.1 | 25,902 | 25,900 | 8,00 | 5,000 | 24:00 | 00:00 | 00:00 | 00:00 | 00:00 | 00:00 | 00:00 | 00:00 | 00:00 | 00:00 | 00:00 | 00:00 | 0 | | |
| 09.07.25 | 6.1 | 23,402 | 23,400 | 8,00 | 5,000 | 24:00 | 00:00 | 00:00 | 00:00 | 00:00 | 00:00 | 00:00 | 00:00 | 00:00 | 00:00 | 00:00 | 00:00 | 0 | | |
| 10.07.25 | 6.1 | 20,402 | 20,400 | 8,00 | 5,000 | 23:31 | 00:00 | 00:00 | 00:00 | 00:00 | 00:00 | 00:00 | 00:00 | 00:00 | 00:00 | 00:00 | 00:00 | 0 | | |
| 11.07.25 | 6.1 | 20,802 | 20,800 | 8,00 | 5,000 | 24:00 | 00:00 | 00:00 | 00:00 | 00:00 | 00:00 | 00:00 | 00:00 | 00:00 | 00:00 | 00:00 | 00:00 | 0 | | |
| 12.07.25 | 6.1 | 19,702 | 19,700 | 8,00 | 5,000 | 24:00 | 00:00 | 00:00 | 00:00 | 00:00 | 00:00 | 00:00 | 00:00 | 00:00 | 00:00 | 00:00 | 00:00 | 0 | | |
| 13.07.25 | 6.1 | 21,202 | 21,200 | 8,00 | 5,000 | 24:00 | 00:00 | 00:00 | 00:00 | 00:00 | 00:00 | 00:00 | 00:00 | 00:00 | 00:00 | 00:00 | 00:00 | 0 | | |
| 14.07.25 | 6.1 | 22,502 | 22,500 | 8,00 | 5,000 | 24:00 | 00:00 | 00:00 | 00:00 | 00:00 | 00:00 | 00:00 | 00:00 | 00:00 | 00:00 | 00:00 | 00:00 | 0 | | |
| 15.07.25 | 6.1 | 15,301 | 15,300 | 8,00 | 5,000 | 24:00 | 00:00 | 00:00 | 00:00 | 00:00 | 00:00 | 00:00 | 00:00 | 00:00 | 00:00 | 00:00 | 00:00 | 0 | | |
| 16.07.25 | 6.1 | 12,401 | 12,400 | 8,00 | 5,000 | 24:00 | 00:00 | 00:00 | 00:00 | 00:00 | 00:00 | 00:00 | 00:00 | 00:00 | 00:00 | 00:00 | 00:00 | 0 | | |
| 17.07.25 | 6.1 | 11,701 | 11,700 | 8,00 | 5,000 | 24:00 | 00:00 | 00:00 | 00:00 | 00:00 | 00:00 | 00:00 | 00:00 | 00:00 | 00:00 | 00:00 | 00:00 | 0 | | |
| 18.07.25 | 6.1 | 14,601 | 14,600 | 8,00 | 5,000 | 24:00 | 00:00 | 00:00 | 00:00 | 00:00 | 00:00 | 00:00 | 00:00 | 00:00 | 00:00 | 00:00 | 00:00 | 0 | | |
| 19.07.25 | 6.1 | 14,301 | 14,300 | 8,00 | 5,000 | 24:00 | 00:00 | 00:00 | 00:00 | 00:00 | 00:00 | 00:00 | 00:00 | 00:00 | 00:00 | 00:00 | 00:00 | 0 | | |
| Среднее | 6.1 | 14,908 | 14,906 | 8,00 | 5,000 | 23:59 | 00:00 | 00:00 | 00:00 | 00:00 | 00:00 | 00:00 | 00:00 | 00:00 | 00:00 | 00:00 | 00:00 | 0 | | |
| Итого | 6.1 | 462,135 | 462,100 | 8,00 | 5,000 | 743:31 | 00:00 | 00:00 | 00:00 | 00:00 | 00:00 | 00:00 | 00:00 | 00:00 | 00:00 | 00:00 | 00:00 | 0 | | |
| На 19.06.25 6.1 | | 23474,402 | 23472,574 | 8,00 | 5,000 | 83702:52 | 7773:29 | 00:00 | 00:00 | 00:00 | 00:00 | 00:00 | 00:00 | 00:00 | 00:00 | 00:00 | 00:00 | 0 | | |
| На 19.07.25 6.1 | | 23936,537 | 23934,674 | 8,00 | 5,000 | 84446:23 | 7773:29 | 00:00 | 00:00 | 00:00 | 00:00 | 00:00 | 00:00 | 00:00 | 00:00 | 00:00 | 00:00 | 0 | | |

Отчет принят " " 20

Ответственный за учет



Тепловая система 4. Схема 6.1

Потребитель: ООО "Угравдом Юг Подмосквовья", Заводской пр-д, д.10
 Поставщик: ООО "ТВС"

| Дата | Схема | G ₁ , Т | V ₁ , м3 | t ₁ , °С | P ₁ , кг/см2 | Траб.ТС, чч:мм | Т _{соеб.1} , чч:мм | Т _{соеб.2} , чч:мм | Т _{соеб.3} , чч:мм | Канальные НС | НС | ТС |
|-----------------|-------|-----------------------|------------------------|------------------------|----------------------------|-------------------|--------------------------------|--------------------------------|--------------------------------|--------------|----|----|
| | | | | | | | | | | | | |
| 19.06.25 | 6.1 | 0,321 | 0,321 | 8,00 | 5,000 | 24:00 | 00:00 | 00:00 | 00:00 | 0,6 | | |
| 20.06.25 | 6.1 | 0,694 | 0,694 | 8,00 | 5,000 | 24:00 | 00:00 | 00:00 | 00:00 | 0,6 | | |
| 21.06.25 | 6.1 | 0,857 | 0,857 | 8,00 | 5,000 | 24:00 | 00:00 | 00:00 | 00:00 | 0,6 | | |
| 22.06.25 | 6.1 | 0,740 | 0,740 | 8,00 | 5,000 | 24:00 | 00:00 | 00:00 | 00:00 | 0,6 | | |
| 23.06.25 | 6.1 | 0,996 | 0,996 | 8,00 | 5,000 | 24:00 | 00:00 | 00:00 | 00:00 | 0,6 | | |
| 24.06.25 | 6.1 | 0,959 | 0,959 | 8,00 | 5,000 | 24:00 | 00:00 | 00:00 | 00:00 | 0,6 | | |
| 25.06.25 | 6.1 | 0,770 | 0,770 | 8,00 | 5,000 | 24:00 | 00:00 | 00:00 | 00:00 | 0,6 | | |
| 26.06.25 | 6.1 | 1,043 | 1,043 | 8,00 | 5,000 | 24:00 | 00:00 | 00:00 | 00:00 | 0,6 | | |
| 27.06.25 | 6.1 | 1,600 | 1,600 | 8,00 | 5,000 | 24:00 | 00:00 | 00:00 | 00:00 | 0,6 | | |
| 28.06.25 | 6.1 | 1,446 | 1,446 | 8,00 | 5,000 | 24:00 | 00:00 | 00:00 | 00:00 | 0,6 | | |
| 29.06.25 | 6.1 | 1,569 | 1,569 | 8,00 | 5,000 | 24:00 | 00:00 | 00:00 | 00:00 | 0,6 | | |
| 30.06.25 | 6.1 | 0,908 | 0,908 | 8,00 | 5,000 | 24:00 | 00:00 | 00:00 | 00:00 | 0,6 | | |
| 01.07.25 | 6.1 | 0,961 | 0,961 | 8,00 | 5,000 | 24:00 | 00:00 | 00:00 | 00:00 | 0,6 | | |
| 02.07.25 | 6.1 | 1,029 | 1,029 | 8,00 | 5,000 | 24:00 | 00:00 | 00:00 | 00:00 | 0,6 | | |
| 03.07.25 | 6.1 | 0,779 | 0,779 | 8,00 | 5,000 | 24:00 | 00:00 | 00:00 | 00:00 | 0,6 | | |
| 04.07.25 | 6.1 | 1,129 | 1,129 | 8,00 | 5,000 | 24:00 | 00:00 | 00:00 | 00:00 | 0,6 | | |
| 05.07.25 | 6.1 | 1,137 | 1,137 | 8,00 | 5,000 | 24:00 | 00:00 | 00:00 | 00:00 | 0,6 | | |
| 06.07.25 | 6.1 | 0,713 | 0,713 | 8,00 | 5,000 | 24:00 | 00:00 | 00:00 | 00:00 | 0,6 | | |
| 07.07.25 | 6.1 | 0,413 | 0,413 | 8,00 | 5,000 | 24:00 | 00:00 | 00:00 | 00:00 | 0,6 | | |
| 08.07.25 | 6.1 | 0,002 | 0,002 | 8,00 | 5,000 | 24:00 | 00:00 | 00:00 | 00:00 | 0,6 | | |
| 09.07.25 | 6.1 | 0,001 | 0,001 | 8,00 | 5,000 | 24:00 | 00:00 | 00:00 | 00:00 | 0,6 | | |
| 10.07.25 | 6.1 | 0,012 | 0,012 | 8,00 | 5,000 | 23:31 | 00:00 | 00:00 | 00:00 | 0,6 | | |
| 11.07.25 | 6.1 | 0,001 | 0,001 | 8,00 | 5,000 | 24:00 | 00:00 | 00:00 | 00:00 | 0,6 | | |
| 12.07.25 | 6.1 | 0,002 | 0,002 | 8,00 | 5,000 | 24:00 | 00:00 | 00:00 | 00:00 | 0,6 | | |
| 13.07.25 | 6.1 | 0,001 | 0,001 | 8,00 | 5,000 | 24:00 | 00:00 | 00:00 | 00:00 | 0,6 | | |
| 14.07.25 | 6.1 | 0,001 | 0,001 | 8,00 | 5,000 | 24:00 | 00:00 | 00:00 | 00:00 | 0,6 | | |
| 15.07.25 | 6.1 | 0,308 | 0,308 | 8,00 | 5,000 | 24:00 | 00:00 | 00:00 | 00:00 | 0,6 | | |
| 16.07.25 | 6.1 | 0,742 | 0,742 | 8,00 | 5,000 | 24:00 | 00:00 | 00:00 | 00:00 | 0,6 | | |
| 17.07.25 | 6.1 | 1,201 | 1,201 | 8,00 | 5,000 | 24:00 | 00:00 | 00:00 | 00:00 | 0,6 | | |
| 18.07.25 | 6.1 | 0,311 | 0,311 | 8,00 | 5,000 | 24:00 | 00:00 | 00:00 | 00:00 | 0,6 | | |
| 19.07.25 | 6.1 | 0,575 | 0,575 | 8,00 | 5,000 | 24:00 | 00:00 | 00:00 | 00:00 | 0,6 | | |
| Среднее | 6.1 | 0,685 | 0,685 | 8,00 | 5,000 | 23:59 | 00:00 | 00:00 | 00:00 | --- | | |
| Итого | 6.1 | 21,223 | 21,222 | 8,00 | 5,000 | 743:31 | 00:00 | 00:00 | 00:00 | 0,6 | | |
| На 19.06.25 6.1 | | 12173,868 | 12172,901 | 8,00 | 5,000 | 86584:11 | 00:00 | 00:00 | 00:00 | 0,6 | | |
| На 19.07.25 6.1 | | 12195,091 | 12194,123 | 8,00 | 5,000 | 87327:42 | 00:00 | 00:00 | 00:00 | 0,6 | | |

Ответственный за учет

Отчет принят "___" _____ 20__ г.

