

Отчет по среднесуточным параметрам за период с 20.01.24 по 17.02.24 (ТМК-Н100.2.1 зав. №00000205)


Тепловая система 1. Схема 3.1

Потребитель: ООО "Ливадом Юг Подмосковья", Заводской пр-д, Д.10
 Поставщик: ООО "ТВС"

| Дата | Схема | Сторонн, Калл | G1, т | G2, т | G1-G2, т | V1, м3 | V2, м3 | V1-V2, м3 | t1, °C | t2, °C | t1-t2, °C | P1, кг/см2 | P2, кг/см2 | Траб.Тс, ч:мм | Треб.1, ч:мм | Треб.2, ч:мм | Треб.3, ч:мм | Канальные НС/НС ТС |
|-------------|-------|------------------|------------|------------|-------------|------------|------------|--------------|-----------|-----------|--------------|---------------|---------------|------------------|-----------------|-----------------|-----------------|--------------------|
| 20.01.24 | 3.1 | 2,759 | 92,312 | 91,546 | 0,766 | 95,467 | 93,026 | 2,441 | 87,72 | 58,38 | 29,34 | 5,867 | 2,975 | 24:00 | 00:00 | 00:00 | 00:00 | |
| 21.01.24 | 3.1 | 2,727 | 92,397 | 91,642 | 0,754 | 95,482 | 93,090 | 2,392 | 86,74 | 57,73 | 29,01 | 5,891 | 2,988 | 24:00 | 00:00 | 00:00 | 00:00 | |
| 22.01.24 | 3.1 | 2,864 | 92,217 | 91,467 | 0,750 | 95,494 | 92,981 | 2,513 | 89,69 | 59,17 | 30,52 | 5,835 | 2,962 | 24:00 | 00:00 | 00:00 | 00:00 | |
| 23.01.24 | 3.1 | 2,348 | 89,371 | 88,558 | 0,812 | 91,947 | 89,803 | 2,144 | 80,00 | 54,22 | 25,78 | 5,804 | 2,995 | 24:00 | 00:00 | 00:00 | 00:00 | |
| 24.01.24 | 3.1 | 1,923 | 86,340 | 85,405 | 0,935 | 88,363 | 86,418 | 1,945 | 71,50 | 49,71 | 21,79 | 5,795 | 3,048 | 24:00 | 00:00 | 00:00 | 00:00 | |
| 25.01.24 | 3.1 | 1,821 | 84,904 | 83,950 | 0,955 | 86,792 | 84,904 | 1,888 | 69,62 | 48,66 | 20,96 | 5,723 | 3,045 | 24:00 | 00:00 | 00:00 | 00:00 | |
| 26.01.24 | 3.1 | 1,933 | 85,045 | 84,125 | 0,920 | 87,085 | 85,139 | 1,946 | 72,36 | 50,16 | 22,20 | 5,832 | 3,060 | 23:33 | 00:00 | 00:00 | 00:00 | |
| 27.01.24 | 3.1 | 2,161 | 88,032 | 87,116 | 0,916 | 90,353 | 88,252 | 2,101 | 76,26 | 52,22 | 24,04 | 5,870 | 3,044 | 24:00 | 00:00 | 00:00 | 00:00 | |
| 28.01.24 | 3.1 | 2,149 | 87,123 | 86,213 | 0,910 | 89,410 | 87,324 | 2,086 | 76,07 | 51,91 | 24,16 | 5,803 | 3,034 | 24:00 | 00:00 | 00:00 | 00:00 | |
| 29.01.24 | 3.1 | 2,153 | 87,041 | 86,138 | 0,903 | 89,347 | 87,262 | 2,085 | 76,46 | 52,23 | 24,23 | 5,812 | 3,041 | 24:00 | 00:00 | 00:00 | 00:00 | |
| 30.01.24 | 3.1 | 1,849 | 85,928 | 84,955 | 0,973 | 87,871 | 85,942 | 1,929 | 70,24 | 49,23 | 21,01 | 5,794 | 3,060 | 24:00 | 00:00 | 00:00 | 00:00 | |
| 31.01.24 | 3.1 | 1,847 | 85,957 | 84,964 | 0,993 | 87,895 | 85,948 | 1,947 | 70,15 | 49,17 | 20,98 | 5,802 | 3,062 | 24:00 | 00:00 | 00:00 | 00:00 | |
| 01.02.24 | 3.1 | 1,784 | 86,297 | 85,289 | 1,008 | 88,176 | 86,258 | 1,918 | 68,83 | 48,66 | 20,17 | 5,836 | 3,076 | 24:00 | 00:00 | 00:00 | 00:00 | |
| 02.02.24 | 3.1 | 1,847 | 86,865 | 85,863 | 1,003 | 88,819 | 86,862 | 1,957 | 70,06 | 49,30 | 20,76 | 5,866 | 3,088 | 24:00 | 00:00 | 00:00 | 00:00 | |
| 03.02.24 | 3.1 | 2,018 | 87,090 | 86,119 | 0,971 | 89,243 | 87,190 | 2,053 | 73,64 | 50,99 | 22,65 | 5,880 | 3,069 | 24:00 | 00:00 | 00:00 | 00:00 | |
| 04.02.24 | 3.1 | 1,784 | 85,877 | 84,873 | 1,005 | 87,761 | 85,843 | 1,918 | 69,05 | 48,79 | 20,26 | 5,849 | 3,071 | 24:00 | 00:00 | 00:00 | 00:00 | |
| 05.02.24 | 3.1 | 1,900 | 85,764 | 84,785 | 0,979 | 87,779 | 85,801 | 1,978 | 71,66 | 50,03 | 21,63 | 5,855 | 3,075 | 24:00 | 00:00 | 00:00 | 00:00 | |
| 06.02.24 | 3.1 | 2,088 | 86,915 | 85,926 | 0,989 | 89,189 | 87,052 | 2,137 | 75,94 | 52,34 | 23,60 | 5,872 | 3,056 | 24:00 | 00:00 | 00:00 | 00:00 | |
| 07.02.24 | 3.1 | 2,267 | 87,725 | 86,828 | 0,897 | 90,207 | 88,036 | 2,171 | 79,26 | 53,96 | 25,30 | 5,811 | 2,999 | 24:00 | 00:00 | 00:00 | 00:00 | |
| 08.02.24 | 3.1 | 2,632 | 90,177 | 89,341 | 0,835 | 93,164 | 90,752 | 2,412 | 86,36 | 57,72 | 28,64 | 5,904 | 3,048 | 24:00 | 00:00 | 00:00 | 00:00 | |
| 09.02.24 | 3.1 | 2,942 | 90,611 | 89,795 | 0,816 | 94,028 | 91,361 | 2,667 | 82,80 | 60,91 | 31,89 | 5,864 | 3,023 | 24:00 | 00:00 | 00:00 | 00:00 | |
| 10.02.24 | 3.1 | 3,044 | 90,619 | 89,818 | 0,801 | 94,125 | 91,392 | 2,733 | 93,80 | 60,91 | 32,89 | 5,791 | 3,022 | 24:00 | 00:00 | 00:00 | 00:00 | 8 |
| 11.02.24 | 3.1 | 2,806 | 91,239 | 90,413 | 0,826 | 94,461 | 91,911 | 2,550 | 89,40 | 59,21 | 30,19 | 5,832 | 3,033 | 24:00 | 00:00 | 00:00 | 00:00 | |
| 12.02.24 | 3.1 | 2,017 | 85,738 | 84,797 | 0,941 | 87,899 | 85,868 | 2,031 | 74,34 | 51,35 | 22,99 | 5,787 | 3,117 | 24:00 | 00:00 | 00:00 | 00:00 | |
| 13.02.24 | 3.1 | 2,055 | 86,295 | 85,346 | 0,949 | 88,472 | 86,414 | 2,058 | 74,43 | 51,14 | 23,29 | 5,786 | 3,075 | 24:00 | 00:00 | 00:00 | 00:00 | |
| 14.02.24 | 3.1 | 2,626 | 92,873 | 92,015 | 0,859 | 95,852 | 93,440 | 2,412 | 84,87 | 57,13 | 27,74 | 5,917 | 2,975 | 24:00 | 00:00 | 00:00 | 00:00 | |
| 15.02.24 | 3.1 | 2,662 | 92,331 | 91,473 | 0,858 | 95,329 | 92,891 | 2,438 | 85,45 | 57,15 | 28,30 | 5,863 | 2,964 | 24:00 | 00:00 | 00:00 | 00:00 | |
| 16.02.24 | 3.1 | 2,426 | 88,982 | 88,098 | 0,884 | 91,679 | 89,388 | 2,291 | 81,61 | 55,18 | 26,43 | 5,748 | 2,961 | 24:00 | 00:00 | 00:00 | 00:00 | |
| 17.02.24 | 3.1 | 2,211 | 86,813 | 85,834 | 0,979 | 89,176 | 86,974 | 2,202 | 77,62 | 52,70 | 24,92 | 5,804 | 3,025 | 24:00 | 00:00 | 00:00 | 00:00 | |
| Среднее | 3.1 | 2,264 | 88,237 | 87,334 | 0,903 | 90,720 | 88,536 | 2,184 | 78,48 | 53,46 | 25,02 | 5,832 | 3,034 | 23:59 | 00:00 | 00:00 | 00:00 | |
| Итого | 3.1 | 65,654 | 2558,875 | 2532,668 | 26,188 | 2630,875 | 2567,531 | 63,344 | 78,48 | 53,46 | 25,02 | 5,832 | 3,034 | 695:32 | 00:00 | 00:00 | 00:00 | 8 |
| На 20.01.24 | 3.1 | 3403,060 | 164728,672 | 170463,641 | -5734,969 | 168466,641 | 172509,297 | -4042,666 | 76,87 | 52,35 | 24,52 | 5,827 | 3,027 | 58527:59 | 20574:56 | 00:00 | 00:00 | |
| На 17.02.24 | 3.1 | 3468,714 | 167287,547 | 172996,328 | -5708,781 | 171097,516 | 175076,828 | -3979,312 | 77,62 | 52,70 | 24,92 | 5,804 | 3,025 | 59223:31 | 20574:56 | 00:00 | 00:00 | |

Ответственный за учет

Отчет принят " " 20 г.



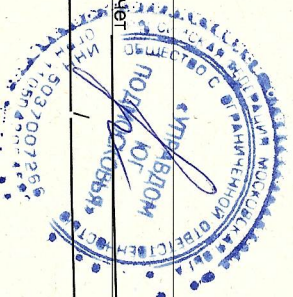
Тепловая система 2. Схема 3.1

Потребитель: ООО "Управление Юг Подмосковья", Заводской пр-д, д. 10
 Поставщик: ООО "ТВС"

| Дата | Схема | Сторонн. Гкал | G1, т | G2, т | G1-G2, т | V1, м3 | V2, м3 | V1-V2, м3 | t1, °C | t2, °C | t1-t2, °C | P1, кПа/кВт | P2, кПа/кВт | Траб.Тс, ч:мм | Темп. в ТС | | | Канальные НС | НС ТС |
|-------------|-------|------------------|------------|------------|-------------|------------|------------|--------------|-----------|-----------|--------------|----------------|----------------|------------------|------------|------------|------------|--------------|-------|
| | | | | | | | | | | | | | | | Темп. в ТС | Темп. в ТС | Темп. в ТС | | |
| 20.01.24 | 3.1 | 1,462 | 69,271 | 61,877 | 7,393 | 71,391 | 63,198 | 8,193 | 82,87 | 68,01 | 14,86 | 5,000 | 5,000 | 24:00 | 00:00 | 00:00 | 00:00 | Л.М | |
| 21.01.24 | 3.1 | 1,690 | 72,851 | 62,556 | 10,295 | 75,095 | 63,901 | 11,193 | 83,00 | 68,20 | 14,80 | 5,000 | 5,000 | 24:00 | 00:00 | 00:00 | 00:00 | Л.М | |
| 22.01.24 | 3.1 | 1,509 | 67,494 | 59,747 | 7,747 | 69,605 | 61,030 | 8,575 | 83,83 | 68,24 | 15,59 | 5,000 | 5,000 | 24:00 | 00:00 | 00:00 | 00:00 | Л.М | |
| 23.01.24 | 3.1 | 1,429 | 80,493 | 72,588 | 7,905 | 82,768 | 74,105 | 8,663 | 79,42 | 67,29 | 12,13 | 5,000 | 5,000 | 24:00 | 00:00 | 00:00 | 00:00 | Л.М | 8 |
| 24.01.24 | 3.1 | 1,346 | 94,213 | 84,449 | 9,765 | 96,406 | 85,994 | 10,412 | 71,30 | 62,55 | 8,75 | 5,000 | 5,000 | 24:00 | 00:00 | 00:00 | 00:00 | Л.М | 8 |
| 25.01.24 | 3.1 | 1,293 | 94,875 | 85,440 | 9,435 | 96,978 | 86,931 | 10,047 | 69,43 | 61,08 | 8,35 | 5,000 | 5,000 | 24:00 | 00:00 | 00:00 | 00:00 | Л.М | 8 |
| 26.01.24 | 3.1 | 1,296 | 92,150 | 83,802 | 8,349 | 94,351 | 85,352 | 8,999 | 72,16 | 63,18 | 8,98 | 5,000 | 5,000 | 23:17 | 00:16 | 00:00 | 00:00 | Л.М | 4,5.F |
| 27.01.24 | 3.1 | 1,410 | 90,348 | 81,926 | 8,422 | 92,720 | 83,573 | 9,147 | 76,05 | 65,62 | 10,23 | 5,000 | 5,000 | 24:00 | 00:00 | 00:00 | 00:00 | Л.М | |
| 28.01.24 | 3.1 | 1,486 | 90,437 | 80,759 | 9,678 | 92,802 | 82,373 | 10,429 | 75,86 | 65,58 | 10,28 | 5,000 | 5,000 | 24:00 | 00:00 | 00:00 | 00:00 | Л.М | |
| 29.01.24 | 3.1 | 1,361 | 89,559 | 81,911 | 7,647 | 91,922 | 83,567 | 8,355 | 76,24 | 65,99 | 10,25 | 5,000 | 5,000 | 24:00 | 00:00 | 00:00 | 00:00 | Л.М | |
| 30.01.24 | 3.1 | 1,285 | 95,193 | 86,065 | 9,128 | 97,337 | 87,585 | 9,742 | 70,04 | 61,66 | 8,38 | 5,000 | 5,000 | 24:00 | 00:00 | 00:00 | 00:00 | Л.М | 8 |
| 31.01.24 | 3.1 | 1,245 | 95,440 | 86,992 | 8,448 | 97,584 | 88,538 | 9,046 | 69,96 | 61,65 | 8,31 | 5,000 | 5,000 | 24:00 | 00:00 | 00:00 | 00:00 | Л.М | 8 |
| 01.02.24 | 3.1 | 1,233 | 96,187 | 87,280 | 8,908 | 98,275 | 88,783 | 9,492 | 68,64 | 60,67 | 7,97 | 5,000 | 5,000 | 24:00 | 00:00 | 00:00 | 00:00 | Л.М | |
| 02.02.24 | 3.1 | 1,219 | 95,931 | 87,895 | 8,036 | 98,081 | 89,456 | 8,625 | 69,87 | 61,65 | 8,22 | 5,000 | 5,000 | 24:00 | 00:00 | 00:00 | 00:00 | Л.М | |
| 03.02.24 | 3.1 | 1,463 | 94,402 | 84,031 | 10,371 | 96,727 | 85,639 | 11,088 | 73,44 | 64,09 | 9,35 | 5,000 | 5,000 | 24:00 | 00:00 | 00:00 | 00:00 | Л.М | 8 |
| 04.02.24 | 3.1 | 1,357 | 96,513 | 85,385 | 11,128 | 98,620 | 86,864 | 11,756 | 68,87 | 60,79 | 8,08 | 5,000 | 5,000 | 24:00 | 00:00 | 00:00 | 00:00 | Л.М | |
| 05.02.24 | 3.1 | 1,251 | 94,069 | 86,251 | 7,818 | 96,271 | 87,834 | 8,437 | 71,47 | 62,73 | 8,74 | 5,000 | 5,000 | 24:00 | 00:00 | 00:00 | 00:00 | Л.М | |
| 06.02.24 | 3.1 | 1,465 | 90,415 | 80,811 | 9,604 | 92,772 | 82,428 | 10,344 | 75,72 | 65,62 | 10,10 | 5,000 | 5,000 | 24:00 | 00:00 | 00:00 | 00:00 | Л.М | |
| 07.02.24 | 3.1 | 1,372 | 82,307 | 75,175 | 7,132 | 84,611 | 76,748 | 7,863 | 78,85 | 67,27 | 11,58 | 5,000 | 5,000 | 24:00 | 00:00 | 00:00 | 00:00 | Л.М | 8 |
| 08.02.24 | 3.1 | 1,445 | 69,747 | 62,449 | 7,297 | 71,870 | 63,783 | 8,087 | 82,56 | 68,03 | 14,53 | 5,000 | 5,000 | 24:00 | 00:00 | 00:00 | 00:00 | Л.М | |
| 09.02.24 | 3.1 | 1,441 | 61,014 | 53,921 | 7,092 | 62,950 | 55,062 | 7,888 | 84,38 | 67,66 | 16,72 | 5,000 | 5,000 | 24:00 | 00:00 | 00:00 | 00:00 | Л.М | |
| 10.02.24 | 3.1 | 1,538 | 61,397 | 53,025 | 8,372 | 63,329 | 54,123 | 9,206 | 84,17 | 66,92 | 17,25 | 5,000 | 5,000 | 24:00 | 00:00 | 00:00 | 00:00 | Л.М | |
| 11.02.24 | 3.1 | 1,621 | 67,214 | 57,573 | 9,641 | 69,293 | 56,789 | 10,504 | 83,31 | 67,62 | 15,69 | 5,000 | 5,000 | 24:00 | 00:00 | 00:00 | 00:00 | Л.М | |
| 12.02.24 | 3.1 | 1,307 | 88,801 | 80,730 | 8,071 | 91,013 | 82,283 | 8,730 | 74,11 | 64,35 | 9,76 | 5,000 | 5,000 | 24:00 | 00:00 | 00:00 | 00:00 | Л.М | 8 |
| 13.02.24 | 3.1 | 1,366 | 91,785 | 83,337 | 8,448 | 94,091 | 84,953 | 9,138 | 74,22 | 64,57 | 9,65 | 5,000 | 5,000 | 24:00 | 00:00 | 00:00 | 00:00 | Л.М | |
| 14.02.24 | 3.1 | 1,547 | 74,820 | 66,501 | 8,318 | 77,108 | 67,948 | 9,159 | 82,70 | 68,72 | 13,98 | 5,000 | 5,000 | 24:00 | 00:00 | 00:00 | 00:00 | Л.М | |
| 15.02.24 | 3.1 | 1,458 | 72,733 | 65,736 | 6,998 | 74,972 | 67,166 | 7,805 | 82,96 | 68,73 | 14,23 | 5,000 | 5,000 | 24:00 | 00:00 | 00:00 | 00:00 | Л.М | 4,5.F |
| 16.02.24 | 3.1 | 1,348 | 76,028 | 69,301 | 6,728 | 78,211 | 70,744 | 7,466 | 80,17 | 67,22 | 12,95 | 5,000 | 5,000 | 23:45 | 00:15 | 00:00 | 00:00 | Л.М | |
| 17.02.24 | 3.1 | 1,554 | 88,216 | 78,039 | 10,177 | 90,607 | 79,639 | 10,969 | 77,40 | 66,49 | 10,91 | 5,000 | 5,000 | 24:00 | 00:00 | 00:00 | 00:00 | Л.М | |
| Среднее | 3.1 | 1,407 | 83,928 | 75,364 | 8,564 | 86,130 | 76,842 | 9,288 | 76,66 | 65,25 | 11,40 | 5,000 | 5,000 | 23:58 | 00:01 | 00:00 | 00:00 | Л.М | 4,5.F |
| Итого | 3.1 | 40,793 | 2433,906 | 2185,547 | 248,359 | 2497,766 | 2228,406 | 269,359 | 76,66 | 65,25 | 11,40 | 5,000 | 5,000 | 695:00 | 00:30 | 00:00 | 00:00 | Л.М | 8 |
| На 20.01.24 | 3.1 | 3084,692 | 251084,500 | 226729,453 | 24255,047 | 228296,938 | 229979,188 | 28317,750 | 76,09 | 65,45 | 10,64 | 5,000 | 5,000 | 77022:53 | 2071:44 | 00:00 | 00:00 | Л.М | |
| На 17.02.24 | 3.1 | 3125,489 | 253518,406 | 228915,000 | 24603,406 | 267079,470 | 232207,594 | 28587,109 | 77,40 | 66,49 | 10,91 | 5,000 | 5,000 | 77747:59 | 2072:14 | 00:00 | 00:00 | Л.М | |

Ответственный за учет

Отчет принят " " 20 г.



Отчет по среднесуточным параметрам за период с 20.01.24 по 17.02.24 (ТМК-Н100.2.1 зав. №90000205)
 Тепловая система 3. Схема 6.1


Потребитель: ООО "Управдом ЮГ Подмосковья", Заводской пр-д, д.10
 Поставщик: ООО "ТВС"

| Дата | Схема | G1, Т | V1, м3 | t1, °С | P1, кгс/см2 | Траб.ТС, чч:мм | Тсооб.1, | | Тсооб.2, | | Тсооб.3, | | Канальные НС | НС | ТС |
|-------------|-------|-----------|-----------|-----------|----------------|-------------------|----------|-------|----------|-------|----------|---|-----------------|----|----|
| | | | | | | | чч:мм | чч:мм | чч:мм | чч:мм | чч:мм | | | | |
| 20.01.24 | 6.1 | 21,302 | 21,300 | 8,00 | 5,000 | 24:00 | 00:00 | 00:00 | 00:00 | 00:00 | 00:00 | 0 | | | |
| 21.01.24 | 6.1 | 28,102 | 28,100 | 8,00 | 5,000 | 24:00 | 00:00 | 00:00 | 00:00 | 00:00 | 00:00 | 0 | | | |
| 22.01.24 | 6.1 | 19,702 | 19,700 | 8,00 | 5,000 | 24:00 | 00:00 | 00:00 | 00:00 | 00:00 | 00:00 | 0 | | | |
| 23.01.24 | 6.1 | 18,801 | 18,800 | 8,00 | 5,000 | 24:00 | 00:00 | 00:00 | 00:00 | 00:00 | 00:00 | 0 | | | |
| 24.01.24 | 6.1 | 20,802 | 20,800 | 8,00 | 5,000 | 24:00 | 00:00 | 00:00 | 00:00 | 00:00 | 00:00 | 0 | | | |
| 25.01.24 | 6.1 | 20,402 | 20,400 | 8,00 | 5,000 | 23:33 | 00:00 | 00:00 | 00:00 | 00:00 | 00:00 | 0 | | | |
| 26.01.24 | 6.1 | 18,201 | 18,200 | 8,00 | 5,000 | 24:00 | 00:00 | 00:00 | 00:00 | 00:00 | 00:00 | 0 | | | |
| 27.01.24 | 6.1 | 21,302 | 21,300 | 8,00 | 5,000 | 24:00 | 00:00 | 00:00 | 00:00 | 00:00 | 00:00 | 0 | | | |
| 28.01.24 | 6.1 | 25,502 | 25,500 | 8,00 | 5,000 | 24:00 | 00:00 | 00:00 | 00:00 | 00:00 | 00:00 | 0 | | | |
| 29.01.24 | 6.1 | 18,201 | 18,200 | 8,00 | 5,000 | 24:00 | 00:00 | 00:00 | 00:00 | 00:00 | 00:00 | 0 | | | |
| 30.01.24 | 6.1 | 16,501 | 16,500 | 8,00 | 5,000 | 24:00 | 00:00 | 00:00 | 00:00 | 00:00 | 00:00 | 0 | | | |
| 31.01.24 | 6.1 | 16,801 | 16,800 | 8,00 | 5,000 | 24:00 | 00:00 | 00:00 | 00:00 | 00:00 | 00:00 | 0 | | | |
| 01.02.24 | 6.1 | 16,201 | 16,200 | 8,00 | 5,000 | 24:00 | 00:00 | 00:00 | 00:00 | 00:00 | 00:00 | 0 | | | |
| 02.02.24 | 6.1 | 15,801 | 15,800 | 8,00 | 5,000 | 24:00 | 00:00 | 00:00 | 00:00 | 00:00 | 00:00 | 0 | | | |
| 03.02.24 | 6.1 | 22,002 | 22,000 | 8,00 | 5,000 | 24:00 | 00:00 | 00:00 | 00:00 | 00:00 | 00:00 | 0 | | | |
| 04.02.24 | 6.1 | 21,602 | 21,600 | 8,00 | 5,000 | 24:00 | 00:00 | 00:00 | 00:00 | 00:00 | 00:00 | 0 | | | |
| 05.02.24 | 6.1 | 21,902 | 21,900 | 8,00 | 5,000 | 24:00 | 00:00 | 00:00 | 00:00 | 00:00 | 00:00 | 0 | | | |
| 06.02.24 | 6.1 | 19,902 | 19,900 | 8,00 | 5,000 | 24:00 | 00:00 | 00:00 | 00:00 | 00:00 | 00:00 | 0 | | | |
| 07.02.24 | 6.1 | 15,901 | 15,900 | 8,00 | 5,000 | 24:00 | 00:00 | 00:00 | 00:00 | 00:00 | 00:00 | 0 | | | |
| 08.02.24 | 6.1 | 17,101 | 17,100 | 8,00 | 5,000 | 24:00 | 00:00 | 00:00 | 00:00 | 00:00 | 00:00 | 0 | | | |
| 09.02.24 | 6.1 | 21,702 | 21,700 | 8,00 | 5,000 | 24:00 | 00:00 | 00:00 | 00:00 | 00:00 | 00:00 | 0 | | | |
| 10.02.24 | 6.1 | 22,202 | 22,200 | 8,00 | 5,000 | 24:00 | 00:00 | 00:00 | 00:00 | 00:00 | 00:00 | 0 | | | |
| 11.02.24 | 6.1 | 26,202 | 26,200 | 8,00 | 5,000 | 24:00 | 00:00 | 00:00 | 00:00 | 00:00 | 00:00 | 0 | | | |
| 12.02.24 | 6.1 | 8,201 | 8,200 | 8,00 | 5,000 | 24:00 | 00:00 | 00:00 | 00:00 | 00:00 | 00:00 | 0 | | | |
| 13.02.24 | 6.1 | 17,501 | 17,500 | 8,00 | 5,000 | 24:00 | 00:00 | 00:00 | 00:00 | 00:00 | 00:00 | 0 | | | |
| 14.02.24 | 6.1 | 19,401 | 19,400 | 8,00 | 5,000 | 24:00 | 00:00 | 00:00 | 00:00 | 00:00 | 00:00 | 0 | | | |
| 15.02.24 | 6.1 | 21,102 | 21,100 | 8,00 | 5,000 | 24:00 | 00:00 | 00:00 | 00:00 | 00:00 | 00:00 | 0 | | | |
| 16.02.24 | 6.1 | 17,001 | 17,000 | 8,00 | 5,000 | 24:00 | 00:00 | 00:00 | 00:00 | 00:00 | 00:00 | 0 | | | |
| 17.02.24 | 6.1 | 24,802 | 24,800 | 8,00 | 5,000 | 24:00 | 00:00 | 00:00 | 00:00 | 00:00 | 00:00 | 0 | | | |
| Среднее | 6.1 | 19,798 | 19,797 | 8,00 | 5,000 | 23:59 | 00:00 | 00:00 | 00:00 | 00:00 | 00:00 | 0 | | | |
| Итого | 6.1 | 574,145 | 574,101 | 8,00 | 5,000 | 695:32 | 00:00 | 00:00 | 00:00 | 00:00 | 00:00 | 0 | | | |
| На 20.01.24 | 6.1 | 14204,085 | 14202,973 | 8,00 | 5,000 | 71330:42 | 7773:29 | 00:00 | 00:00 | 00:00 | 00:00 | 0 | | | |
| На 17.02.24 | 6.1 | 14778,229 | 14777,079 | 8,00 | 5,000 | 72026:14 | 7773:29 | 00:00 | 00:00 | 00:00 | 00:00 | 0 | | | |

Отчет принят " " " "

20

Ответственный за учет



Отчет по среднесуточным параметрам за период с 20.01.24 по 17.02.24 (ТМК-Н100.2.1 зав. №00000205)

Тепловая система 4, Схема 6.1

Потребитель: ООО "Управдом Юг Подмосквовья", Заводской пр-д, д.10
 Поставщик: ООО "ТВС"

| Дата | Схема | G1, т | V1, м3 | t1, °C | P1, кВт/см2 | Траб.ТС, чч:мм | Тс6б.1, чч:мм | Тс6б.2, чч:мм | Тс6б.3, чч:мм | Канальные НС/НС ТС |
|-------------|-------|-----------|-----------|-----------|----------------|-------------------|------------------|------------------|------------------|--------------------|
| 20.01.24 | 6.1 | 0,287 | 0,287 | 8,00 | 5,000 | 24:00 | 00:00 | 00:00 | 00:00 | 0,6 |
| 21.01.24 | 6.1 | 0,319 | 0,319 | 8,00 | 5,000 | 24:00 | 00:00 | 00:00 | 00:00 | 0,6 |
| 22.01.24 | 6.1 | 0,308 | 0,308 | 8,00 | 5,000 | 24:00 | 00:00 | 00:00 | 00:00 | 0,6 |
| 23.01.24 | 6.1 | 0,086 | 0,086 | 8,00 | 5,000 | 24:00 | 00:00 | 00:00 | 00:00 | 0,6 |
| 24.01.24 | 6.1 | 0,503 | 0,503 | 8,00 | 5,000 | 24:00 | 00:00 | 00:00 | 00:00 | 0,6 |
| 25.01.24 | 6.1 | 0,112 | 0,112 | 8,00 | 5,000 | 24:00 | 00:00 | 00:00 | 00:00 | 0,6 |
| 26.01.24 | 6.1 | 0,395 | 0,395 | 8,00 | 5,000 | 23:33 | 00:00 | 00:00 | 00:00 | 0,6 |
| 27.01.24 | 6.1 | 0,370 | 0,370 | 8,00 | 5,000 | 24:00 | 00:00 | 00:00 | 00:00 | 0,6 |
| 28.01.24 | 6.1 | 0,473 | 0,473 | 8,00 | 5,000 | 24:00 | 00:00 | 00:00 | 00:00 | 0,6 |
| 29.01.24 | 6.1 | 0,198 | 0,198 | 8,00 | 5,000 | 24:00 | 00:00 | 00:00 | 00:00 | 0,6 |
| 30.01.24 | 6.1 | 0,358 | 0,358 | 8,00 | 5,000 | 24:00 | 00:00 | 00:00 | 00:00 | 0,6 |
| 31.01.24 | 6.1 | 0,145 | 0,145 | 8,00 | 5,000 | 24:00 | 00:00 | 00:00 | 00:00 | 0,6 |
| 01.02.24 | 6.1 | 0,297 | 0,297 | 8,00 | 5,000 | 24:00 | 00:00 | 00:00 | 00:00 | 0,6 |
| 02.02.24 | 6.1 | 0,341 | 0,341 | 8,00 | 5,000 | 24:00 | 00:00 | 00:00 | 00:00 | 0,6 |
| 03.02.24 | 6.1 | 0,276 | 0,276 | 8,00 | 5,000 | 24:00 | 00:00 | 00:00 | 00:00 | 0,6 |
| 04.02.24 | 6.1 | 0,316 | 0,316 | 8,00 | 5,000 | 24:00 | 00:00 | 00:00 | 00:00 | 0,6 |
| 05.02.24 | 6.1 | 0,046 | 0,046 | 8,00 | 5,000 | 24:00 | 00:00 | 00:00 | 00:00 | 0,6 |
| 06.02.24 | 6.1 | 0,154 | 0,154 | 8,00 | 5,000 | 24:00 | 00:00 | 00:00 | 00:00 | 0,6 |
| 07.02.24 | 6.1 | 0,086 | 0,086 | 8,00 | 5,000 | 24:00 | 00:00 | 00:00 | 00:00 | 0,6 |
| 08.02.24 | 6.1 | 0,347 | 0,347 | 8,00 | 5,000 | 24:00 | 00:00 | 00:00 | 00:00 | 0,6 |
| 09.02.24 | 6.1 | 0,026 | 0,026 | 8,00 | 5,000 | 24:00 | 00:00 | 00:00 | 00:00 | 0,6 |
| 10.02.24 | 6.1 | 0,304 | 0,304 | 8,00 | 5,000 | 24:00 | 00:00 | 00:00 | 00:00 | 0,6 |
| 11.02.24 | 6.1 | 0,264 | 0,264 | 8,00 | 5,000 | 24:00 | 00:00 | 00:00 | 00:00 | 0,6 |
| 12.02.24 | 6.1 | 0,289 | 0,289 | 8,00 | 5,000 | 24:00 | 00:00 | 00:00 | 00:00 | 0,6 |
| 13.02.24 | 6.1 | 0,249 | 0,249 | 8,00 | 5,000 | 24:00 | 00:00 | 00:00 | 00:00 | 0,6 |
| 14.02.24 | 6.1 | 0,283 | 0,283 | 8,00 | 5,000 | 24:00 | 00:00 | 00:00 | 00:00 | 0,6 |
| 15.02.24 | 6.1 | 0,338 | 0,338 | 8,00 | 5,000 | 24:00 | 00:00 | 00:00 | 00:00 | 0,6 |
| 16.02.24 | 6.1 | 0,302 | 0,302 | 8,00 | 5,000 | 24:00 | 00:00 | 00:00 | 00:00 | 0,6 |
| 17.02.24 | 6.1 | 0,310 | 0,310 | 8,00 | 5,000 | 24:00 | 00:00 | 00:00 | 00:00 | 0,6 |
| Среднее | 6.1 | 0,268 | 0,268 | 8,00 | 5,000 | 23:59 | 00:00 | 00:00 | 00:00 | — |
| Итого | 6.1 | 7,782 | 7,782 | 8,00 | 5,000 | 695:32 | 00:00 | 00:00 | 00:00 | 0,6 |
| На 20.01.24 | 6.1 | 12025,684 | 12024,729 | 8,00 | 5,000 | 742:12:01 | 00:00 | 00:00 | 00:00 | 0,6 |
| На 17.02.24 | 6.1 | 12033,486 | 12032,511 | 8,00 | 5,000 | 749:07:33 | 00:00 | 00:00 | 00:00 | 0,6 |

Ответственный за учет _____

Отчет принят " " 20 _____

