


Потребитель: ООО "Гирвадом Юг-Подмосковья", Заводской пр-д, д.12
 Поставщик: ООО "ТВС"

Тепловая система 1. Схема 3.1

| Дата | Схема | Сотопл, кВт | G1, т | G2, т | G1-G2, т | V1, м3 | V2, м3 | V1-V2, м3 | t1, °C | t2, °C | t1-t2, °C | P1, кВт/кВт2 | P2, кВт/кВт2 | Треб.Т,С, °C:мм | Тсоб.1, °C:мм | Тсоб.2, °C:мм | Тсоб.3, °C:мм | Канальные НС | НС | ТС |
|-------------|-------|----------------|------------|------------|-------------|------------|------------|--------------|-----------|-----------|--------------|-----------------|-----------------|--------------------|------------------|------------------|------------------|--------------|----|----|
| 17.02.25 | 3.1 | 3,565 | 148,872 | 146,482 | 2,390 | 154,275 | 149,643 | 4,632 | 91,23 | 68,37 | 22,86 | 6,989 | 3,000 | 24:00 | 00:00 | 00:00 | 00:00 | | | |
| 18.02.25 | 3.1 | 3,348 | 147,293 | 144,888 | 2,405 | 152,311 | 147,848 | 4,462 | 88,00 | 66,34 | 21,66 | 6,976 | 3,007 | 24:00 | 00:00 | 00:00 | 00:00 | | | |
| 19.02.25 | 3.1 | 2,985 | 142,294 | 139,908 | 2,386 | 146,624 | 142,484 | 4,140 | 82,75 | 62,79 | 19,96 | 6,953 | 3,025 | 24:00 | 00:00 | 00:00 | 00:00 | | | |
| 20.02.25 | 3.1 | 3,214 | 143,942 | 141,561 | 2,381 | 148,627 | 144,310 | 4,317 | 85,83 | 64,55 | 21,28 | 6,991 | 3,027 | 24:00 | 00:00 | 00:00 | 00:00 | | | |
| 21.02.25 | 3.1 | 3,238 | 144,426 | 142,040 | 2,386 | 149,220 | 144,868 | 4,352 | 86,78 | 65,42 | 21,36 | 6,980 | 3,012 | 24:00 | 00:00 | 00:00 | 00:00 | | | |
| 22.02.25 | 3.1 | 3,120 | 141,882 | 139,520 | 2,361 | 146,407 | 142,180 | 4,227 | 84,90 | 63,94 | 20,96 | 6,927 | 3,014 | 24:00 | 00:00 | 00:00 | 00:00 | | | |
| 23.02.25 | 3.1 | 3,495 | 148,081 | 145,674 | 2,406 | 153,356 | 148,767 | 4,589 | 90,28 | 67,75 | 22,53 | 6,981 | 2,998 | 24:00 | 00:00 | 00:00 | 00:00 | | | |
| 24.02.25 | 3.1 | 3,482 | 149,385 | 146,953 | 2,433 | 154,699 | 150,088 | 4,611 | 90,19 | 67,93 | 22,22 | 7,000 | 3,000 | 24:00 | 00:00 | 00:00 | 00:00 | | | |
| 25.02.25 | 3.1 | 3,154 | 144,483 | 142,073 | 2,409 | 149,163 | 144,853 | 4,310 | 85,51 | 64,76 | 20,75 | 6,927 | 3,008 | 24:00 | 00:00 | 00:00 | 00:00 | | | |
| 26.02.25 | 3.1 | 2,984 | 140,833 | 138,452 | 2,381 | 145,162 | 141,020 | 4,142 | 83,20 | 63,03 | 20,17 | 6,872 | 3,006 | 24:00 | 00:00 | 00:00 | 00:00 | | | |
| 27.02.25 | 3.1 | 3,029 | 142,732 | 140,321 | 2,411 | 147,163 | 142,958 | 4,205 | 83,65 | 63,46 | 20,19 | 6,937 | 3,014 | 24:00 | 00:00 | 00:00 | 00:00 | | | |
| 28.02.25 | 3.1 | 2,849 | 140,326 | 137,903 | 2,423 | 144,441 | 140,361 | 4,080 | 80,87 | 61,63 | 19,24 | 6,963 | 3,033 | 24:00 | 00:00 | 00:00 | 00:00 | | | |
| 01.03.25 | 3.1 | 2,476 | 132,960 | 130,549 | 2,410 | 136,347 | 132,573 | 3,774 | 75,02 | 57,41 | 17,61 | 6,927 | 3,054 | 24:00 | 00:00 | 00:00 | 00:00 | | | |
| 02.03.25 | 3.1 | 2,360 | 131,156 | 128,762 | 2,394 | 134,362 | 130,689 | 3,673 | 73,45 | 56,42 | 17,03 | 6,935 | 3,059 | 24:00 | 00:00 | 00:00 | 00:00 | | | |
| 03.03.25 | 3.1 | 2,197 | 127,906 | 125,521 | 2,386 | 130,842 | 127,296 | 3,547 | 70,95 | 54,75 | 16,20 | 6,924 | 3,074 | 24:00 | 00:00 | 00:00 | 00:00 | | | |
| 04.03.25 | 3.1 | 2,081 | 126,670 | 123,294 | 2,376 | 128,395 | 124,943 | 3,453 | 68,91 | 53,28 | 15,63 | 6,903 | 3,085 | 24:00 | 00:00 | 00:00 | 00:00 | | | |
| 05.03.25 | 3.1 | 2,004 | 122,906 | 120,554 | 2,352 | 125,471 | 122,093 | 3,378 | 67,38 | 52,02 | 15,36 | 6,890 | 3,096 | 24:00 | 00:00 | 00:00 | 00:00 | | | |
| 06.03.25 | 3.1 | 1,976 | 123,524 | 121,159 | 2,365 | 126,108 | 122,730 | 3,378 | 67,55 | 52,48 | 15,07 | 6,904 | 3,089 | 24:00 | 00:00 | 00:00 | 00:00 | | | |
| 07.03.25 | 3.1 | 1,872 | 122,662 | 120,302 | 2,361 | 125,113 | 121,805 | 3,308 | 65,91 | 51,56 | 14,35 | 6,928 | 3,087 | 24:00 | 00:00 | 00:00 | 00:00 | | | |
| 08.03.25 | 3.1 | 1,839 | 120,866 | 118,513 | 2,353 | 123,196 | 119,922 | 3,274 | 64,69 | 50,37 | 14,32 | 6,929 | 3,104 | 24:00 | 00:00 | 00:00 | 00:00 | | | |
| 09.03.25 | 3.1 | 1,837 | 121,907 | 119,526 | 2,381 | 124,253 | 120,953 | 3,300 | 64,63 | 50,46 | 14,17 | 6,927 | 3,099 | 24:00 | 00:00 | 00:00 | 00:00 | | | |
| 10.03.25 | 3.1 | 1,833 | 120,954 | 118,626 | 2,365 | 123,293 | 120,008 | 3,285 | 64,78 | 50,53 | 14,25 | 6,933 | 3,111 | 24:00 | 00:00 | 00:00 | 00:00 | | | |
| 11.03.25 | 3.1 | 1,788 | 120,996 | 118,589 | 2,389 | 123,298 | 120,037 | 3,261 | 64,24 | 50,37 | 13,87 | 6,928 | 3,101 | 24:00 | 00:00 | 00:00 | 00:00 | | | |
| 12.03.25 | 3.1 | 1,789 | 121,067 | 118,695 | 2,372 | 123,395 | 120,128 | 3,267 | 64,58 | 50,72 | 13,86 | 6,929 | 3,098 | 23:56 | 00:00 | 00:00 | 00:00 | | | |
| 13.03.25 | 3.1 | 1,791 | 122,086 | 119,694 | 2,392 | 124,418 | 121,132 | 3,286 | 64,37 | 50,61 | 13,76 | 6,926 | 3,112 | 24:00 | 00:00 | 00:00 | 00:00 | | | |
| 14.03.25 | 3.1 | 1,775 | 121,235 | 118,861 | 2,374 | 123,565 | 120,303 | 3,262 | 64,58 | 50,84 | 13,74 | 6,933 | 3,130 | 24:00 | 00:00 | 00:00 | 00:00 | | | |
| 15.03.25 | 3.1 | 1,989 | 123,626 | 121,239 | 2,388 | 126,189 | 122,785 | 3,404 | 67,21 | 52,06 | 15,15 | 6,933 | 3,126 | 24:00 | 00:00 | 00:00 | 00:00 | | | |
| 16.03.25 | 3.1 | 2,079 | 123,613 | 121,237 | 2,376 | 126,269 | 122,820 | 3,449 | 68,54 | 52,66 | 15,88 | 6,857 | 3,141 | 24:00 | 00:00 | 00:00 | 00:00 | | | |
| 17.03.25 | 3.1 | 2,210 | 126,579 | 124,178 | 2,401 | 129,466 | 125,898 | 3,569 | 70,61 | 54,14 | 16,47 | 6,906 | 3,126 | 24:00 | 00:00 | 00:00 | 00:00 | | | |
| 18.03.25 | 3.1 | 2,524 | 134,260 | 131,776 | 2,483 | 137,745 | 133,861 | 3,884 | 75,85 | 58,07 | 17,78 | 6,916 | 3,079 | 24:00 | 00:00 | 00:00 | 00:00 | | | |
| 19.03.25 | 3.1 | 2,196 | 129,928 | 127,466 | 2,462 | 132,873 | 129,248 | 3,625 | 70,27 | 54,38 | 15,89 | 6,923 | 3,053 | 24:00 | 00:00 | 00:00 | 00:00 | | | |
| Среднее | 3.1 | 2,486 | 132,531 | 130,139 | 2,391 | 136,001 | 132,213 | 3,788 | 75,05 | 57,52 | 17,53 | 6,931 | 3,063 | 24:00 | 00:00 | 00:00 | 00:00 | | | |
| Итого | 3.1 | 77,078 | 4108,438 | 4034,328 | 74,109 | 4216,047 | 4098,609 | 117,438 | 75,05 | 57,52 | 17,53 | 6,931 | 3,063 | 743:55 | 00:00 | 00:00 | 00:00 | | | |
| На 17.02.25 | 3.1 | 3992,119 | 188071,359 | 186918,297 | 1153,062 | 192447,734 | 189153,219 | 3294,516 | 89,97 | 67,58 | 22,39 | 7,005 | 3,005 | 88559:07 | 00:59 | 00:00 | 00:00 | | | |
| На 19.03.25 | 3.1 | 4069,197 | 192179,797 | 190952,625 | 1227,172 | 196663,781 | 193251,828 | 3411,953 | 70,27 | 54,38 | 15,89 | 6,923 | 3,053 | 89303:02 | 00:59 | 00:00 | 00:00 | | | |

Ответственный за учет




Потребитель: ООО "Угравдом Юг Подмоскowsья", Заводской пр-д, д. 12
 Поставщик: ООО "ТВС"

Тепловая система 2. Схема 3.1

| Дата | Схема | Договл, Кан | G1, Т | G2, Т | G1-G2, Т | V1, м3 | V2, м3 | V1-V2, м3 | t1, °C | t2, °C | t1-t2, °C | P1, кг/см2 | P2, кг/см2 | Траб.ТС, чч:мм | Тсод.1, чч:мм | Тсод.2, чч:мм | Тсод.3, чч:мм | Канальные НС НС ТС |
|-------------|-------|----------------|------------|------------|-------------|------------|------------|--------------|-----------|-----------|--------------|---------------|---------------|-------------------|------------------|------------------|------------------|-----------------------|
| 17.02.25 | 3.1 | 1,226 | 82,768 | 74,763 | 8,005 | 84,714 | 76,107 | 8,608 | 71,75 | 62,16 | 9,59 | 5,000 | 5,000 | 24:00 | 00:00 | 00:00 | 00:00 | Л.М |
| 18.02.25 | 3.1 | 1,191 | 83,927 | 75,740 | 8,187 | 85,823 | 77,060 | 8,763 | 70,27 | 61,20 | 9,07 | 5,000 | 5,000 | 24:00 | 00:00 | 00:00 | 00:00 | Л.М |
| 19.02.25 | 3.1 | 1,163 | 87,394 | 79,140 | 8,254 | 89,290 | 80,481 | 8,809 | 68,72 | 60,36 | 8,36 | 5,000 | 5,000 | 24:00 | 00:00 | 00:00 | 00:00 | Л.М |
| 20.02.25 | 3.1 | 1,260 | 87,728 | 78,783 | 8,946 | 89,729 | 80,178 | 9,551 | 70,60 | 61,71 | 8,89 | 5,000 | 5,000 | 24:00 | 00:00 | 00:00 | 00:00 | Л.М |
| 21.02.25 | 3.1 | 1,159 | 85,532 | 78,128 | 7,404 | 87,490 | 79,517 | 7,973 | 70,75 | 61,82 | 8,93 | 5,000 | 5,000 | 24:00 | 00:00 | 00:00 | 00:00 | Л.М |
| 22.02.25 | 3.1 | 1,138 | 86,281 | 78,996 | 7,285 | 88,220 | 80,379 | 7,841 | 70,06 | 61,33 | 8,73 | 5,000 | 5,000 | 24:00 | 00:00 | 00:00 | 00:00 | Л.М |
| 23.02.25 | 3.1 | 1,321 | 83,786 | 73,948 | 9,839 | 85,738 | 75,268 | 10,471 | 71,41 | 61,92 | 9,49 | 5,000 | 5,000 | 24:00 | 00:00 | 00:00 | 00:00 | Л.М |
| 24.02.25 | 3.1 | 1,152 | 82,639 | 75,372 | 7,268 | 84,548 | 76,713 | 7,835 | 71,08 | 61,85 | 9,23 | 5,000 | 5,000 | 24:00 | 00:00 | 00:00 | 00:00 | Л.М |
| 25.02.25 | 3.1 | 1,124 | 84,710 | 77,233 | 7,477 | 86,584 | 78,562 | 8,022 | 69,46 | 60,81 | 8,65 | 5,000 | 5,000 | 24:00 | 00:00 | 00:00 | 00:00 | Л.М |
| 26.02.25 | 3.1 | 1,142 | 86,439 | 78,480 | 7,959 | 88,329 | 79,823 | 8,506 | 69,03 | 60,62 | 8,41 | 5,000 | 5,000 | 24:00 | 00:00 | 00:00 | 00:00 | Л.М |
| 27.02.25 | 3.1 | 1,178 | 87,173 | 78,750 | 8,423 | 89,092 | 80,107 | 8,985 | 69,28 | 60,83 | 8,45 | 5,000 | 5,000 | 24:00 | 00:00 | 00:00 | 00:00 | Л.М |
| 28.02.25 | 3.1 | 1,154 | 89,684 | 81,223 | 8,462 | 91,603 | 82,595 | 9,008 | 68,25 | 60,25 | 8,00 | 5,000 | 5,000 | 24:00 | 00:00 | 00:00 | 00:00 | Л.М |
| 01.03.25 | 3.1 | 1,098 | 93,919 | 85,491 | 8,428 | 95,807 | 86,869 | 8,938 | 65,99 | 58,78 | 7,21 | 5,000 | 5,000 | 24:00 | 00:00 | 00:00 | 00:00 | Л.М |
| 02.03.25 | 3.1 | 1,198 | 96,663 | 86,344 | 10,319 | 98,585 | 87,724 | 10,861 | 65,57 | 58,52 | 7,05 | 5,000 | 5,000 | 24:00 | 00:00 | 00:00 | 00:00 | Л.М |
| 03.03.25 | 3.1 | 1,016 | 96,231 | 88,496 | 7,735 | 98,064 | 89,862 | 8,202 | 64,09 | 57,48 | 6,61 | 5,000 | 5,000 | 23:49 | 00:11 | 00:00 | 00:00 | Л.М |
| 04.03.25 | 3.1 | 1,114 | 98,723 | 88,592 | 10,131 | 100,538 | 89,921 | 10,617 | 62,94 | 56,58 | 6,36 | 5,000 | 5,000 | 24:00 | 00:00 | 00:00 | 00:00 | Л.М |
| 05.03.25 | 3.1 | 1,103 | 99,838 | 89,753 | 10,084 | 101,626 | 91,063 | 10,562 | 62,05 | 55,84 | 6,21 | 5,000 | 5,000 | 23:46 | 00:14 | 00:00 | 00:00 | Л.М |
| 06.03.25 | 3.1 | 1,049 | 99,222 | 90,017 | 9,205 | 101,009 | 91,345 | 9,664 | 62,28 | 56,12 | 6,16 | 5,000 | 5,000 | 24:00 | 00:00 | 00:00 | 00:00 | Л.М |
| 07.03.25 | 3.1 | 1,003 | 100,455 | 91,599 | 8,855 | 102,204 | 92,915 | 9,288 | 61,22 | 55,37 | 5,85 | 5,000 | 5,000 | 24:00 | 00:00 | 00:00 | 00:00 | Л.М |
| 08.03.25 | 3.1 | 1,041 | 102,091 | 92,302 | 9,789 | 103,824 | 93,596 | 10,227 | 60,42 | 54,69 | 5,73 | 5,000 | 5,000 | 24:00 | 00:00 | 00:00 | 00:00 | Л.М |
| 09.03.25 | 3.1 | 1,186 | 103,969 | 91,290 | 12,679 | 105,727 | 92,564 | 13,163 | 60,32 | 54,57 | 5,75 | 5,000 | 5,000 | 24:00 | 00:00 | 00:00 | 00:00 | Л.М |
| 10.03.25 | 3.1 | 1,048 | 102,033 | 92,221 | 9,812 | 103,771 | 93,515 | 10,255 | 60,52 | 54,73 | 5,79 | 5,000 | 5,000 | 24:00 | 00:00 | 00:00 | 00:00 | Л.М |
| 11.03.25 | 3.1 | 1,009 | 101,746 | 92,334 | 9,412 | 102,554 | 93,617 | 9,836 | 60,09 | 54,45 | 5,64 | 5,000 | 5,000 | 24:00 | 00:00 | 00:00 | 00:00 | Л.М |
| 12.03.25 | 3.1 | 0,975 | 100,844 | 92,192 | 8,652 | 100,533 | 92,484 | 9,068 | 60,36 | 54,69 | 5,67 | 5,000 | 5,000 | 23:56 | 00:00 | 00:00 | 00:00 | Л.М |
| 13.03.25 | 3.1 | 1,070 | 101,908 | 91,197 | 10,711 | 103,616 | 92,462 | 11,153 | 60,03 | 54,39 | 5,64 | 5,000 | 5,000 | 24:00 | 00:00 | 00:00 | 00:00 | Л.М |
| 14.03.25 | 3.1 | 0,959 | 99,589 | 91,101 | 8,488 | 101,267 | 92,370 | 8,896 | 60,20 | 54,52 | 5,68 | 5,000 | 5,000 | 24:00 | 00:00 | 00:00 | 00:00 | Л.М |
| 15.03.25 | 3.1 | 1,062 | 98,900 | 89,563 | 9,337 | 100,660 | 90,860 | 9,800 | 61,84 | 55,62 | 6,22 | 5,000 | 5,000 | 24:00 | 00:00 | 00:00 | 00:00 | Л.М |
| 16.03.25 | 3.1 | 1,115 | 96,964 | 86,948 | 10,016 | 98,725 | 88,223 | 10,502 | 62,51 | 55,95 | 6,56 | 5,000 | 5,000 | 24:00 | 00:00 | 00:00 | 00:00 | Л.М |
| 17.03.25 | 3.1 | 1,139 | 96,632 | 85,664 | 9,947 | 97,420 | 86,968 | 10,452 | 63,50 | 56,62 | 6,88 | 5,000 | 5,000 | 24:00 | 00:00 | 00:00 | 00:00 | Л.М |
| 18.03.25 | 3.1 | 1,169 | 91,659 | 82,115 | 9,545 | 93,499 | 83,420 | 10,079 | 65,95 | 58,36 | 7,59 | 5,000 | 5,000 | 24:00 | 00:00 | 00:00 | 00:00 | Л.М |
| 19.03.25 | 3.1 | 1,070 | 96,218 | 86,958 | 9,260 | 97,986 | 88,253 | 9,733 | 63,00 | 56,41 | 6,59 | 5,000 | 5,000 | 24:00 | 00:00 | 00:00 | 00:00 | Л.М |
| Среднее | 3.1 | 1,117 | 93,699 | 84,669 | 9,029 | 95,532 | 85,994 | 9,538 | 65,28 | 58,02 | 7,26 | 5,000 | 5,000 | 23:59 | 00:01 | 00:00 | 00:00 | --- |
| Итого | 3.1 | 34,634 | 2904,672 | 2624,750 | 279,922 | 2961,500 | 2665,828 | 295,672 | 65,28 | 58,02 | 7,26 | 5,000 | 5,000 | 743:29 | 00:24 | 00:00 | 00:00 | Л.М |
| На 17.02.25 | 3.1 | 3196,965 | 234237,109 | 210737,594 | 23499,516 | 238588,219 | 213733,812 | 24854,406 | 71,45 | 61,98 | 9,47 | 5,000 | 5,000 | 88382:37 | 172:20 | 00:00 | 00:00 | Л.М |
| На 19.03.25 | 3.1 | 3231,599 | 237141,781 | 213362,344 | 23779,438 | 241549,719 | 216399,641 | 23150,078 | 63,00 | 56,41 | 6,59 | 5,000 | 5,000 | 89126:06 | 172:44 | 00:00 | 00:00 | Л.М |

Отчет принят " " " "

Ответственный за учет




Тепловая система 3. Схема 6.1

Потребитель: ООО "Управлядом ЮГ-Подмосковья", Заводской пр-д, д.12
 Поставщик: ООО "ТВС"

| Дата | Схема | G1 | V1 | t1 | P1 | Траб.ТС, °С | Треб.ТС, чч:мм | Треб.1, чч:мм | Треб.2, чч:мм | Треб.3, чч:мм | Канальные НС/НС ТС |
|-------------|-------|----------|----------|------|-------|----------------|-------------------|------------------|------------------|------------------|--------------------|
| | | | | | | | | | | | |
| 17.02.25 | 6.1 | 6,503 | 6,500 | 8,00 | 5,000 | 24:00 | 00:00 | 00:00 | 00:00 | 00:00 | 0 |
| 18.02.25 | 6.1 | 4,302 | 4,300 | 8,00 | 5,000 | 24:00 | 00:00 | 00:00 | 00:00 | 00:00 | 0 |
| 19.02.25 | 6.1 | 3,802 | 3,800 | 8,00 | 5,000 | 24:00 | 00:00 | 00:00 | 00:00 | 00:00 | 0 |
| 20.02.25 | 6.1 | 7,204 | 7,200 | 8,00 | 5,000 | 24:00 | 00:00 | 00:00 | 00:00 | 00:00 | 0 |
| 21.02.25 | 6.1 | 1,101 | 1,100 | 8,00 | 5,000 | 24:00 | 00:00 | 00:00 | 00:00 | 00:00 | 0 |
| 22.02.25 | 6.1 | 2,501 | 2,500 | 8,00 | 5,000 | 24:00 | 00:00 | 00:00 | 00:00 | 00:00 | 0 |
| 23.02.25 | 6.1 | 9,705 | 9,700 | 8,00 | 5,000 | 24:00 | 00:00 | 00:00 | 00:00 | 00:00 | 0 |
| 24.02.25 | 6.1 | 4,202 | 4,200 | 8,00 | 5,000 | 24:00 | 00:00 | 00:00 | 00:00 | 00:00 | 0 |
| 25.02.25 | 6.1 | 4,202 | 4,200 | 8,00 | 5,000 | 24:00 | 00:00 | 00:00 | 00:00 | 00:00 | 0 |
| 26.02.25 | 6.1 | 5,603 | 5,600 | 8,00 | 5,000 | 24:00 | 00:00 | 00:00 | 00:00 | 00:00 | 0 |
| 27.02.25 | 6.1 | 4,002 | 4,000 | 8,00 | 5,000 | 24:00 | 00:00 | 00:00 | 00:00 | 00:00 | 0 |
| 28.02.25 | 6.1 | 4,602 | 4,600 | 8,00 | 5,000 | 24:00 | 00:00 | 00:00 | 00:00 | 00:00 | 0 |
| 01.03.25 | 6.1 | 4,402 | 4,400 | 8,00 | 5,000 | 24:00 | 00:00 | 00:00 | 00:00 | 00:00 | 0 |
| 02.03.25 | 6.1 | 8,804 | 8,800 | 8,00 | 5,000 | 24:00 | 00:00 | 00:00 | 00:00 | 00:00 | 0 |
| 03.03.25 | 6.1 | 3,802 | 3,800 | 8,00 | 5,000 | 24:00 | 00:00 | 00:00 | 00:00 | 00:00 | 0 |
| 04.03.25 | 6.1 | 6,103 | 6,100 | 8,00 | 5,000 | 24:00 | 00:00 | 00:00 | 00:00 | 00:00 | 0 |
| 05.03.25 | 6.1 | 5,503 | 5,500 | 8,00 | 5,000 | 24:00 | 00:00 | 00:00 | 00:00 | 00:00 | 0 |
| 06.03.25 | 6.1 | 5,803 | 5,800 | 8,00 | 5,000 | 24:00 | 00:00 | 00:00 | 00:00 | 00:00 | 0 |
| 07.03.25 | 6.1 | 3,502 | 3,500 | 8,00 | 5,000 | 24:00 | 00:00 | 00:00 | 00:00 | 00:00 | 0 |
| 08.03.25 | 6.1 | 5,703 | 5,700 | 8,00 | 5,000 | 24:00 | 00:00 | 00:00 | 00:00 | 00:00 | 0 |
| 09.03.25 | 6.1 | 11,406 | 11,400 | 8,00 | 5,000 | 24:00 | 00:00 | 00:00 | 00:00 | 00:00 | 0 |
| 10.03.25 | 6.1 | 6,003 | 6,000 | 8,00 | 5,000 | 24:00 | 00:00 | 00:00 | 00:00 | 00:00 | 0 |
| 11.03.25 | 6.1 | 4,502 | 4,500 | 8,00 | 5,000 | 24:00 | 00:00 | 00:00 | 00:00 | 00:00 | 0 |
| 12.03.25 | 6.1 | 2,101 | 2,100 | 8,00 | 5,000 | 23:56 | 00:00 | 00:00 | 00:00 | 00:00 | 0 |
| 13.03.25 | 6.1 | 7,003 | 7,000 | 8,00 | 5,000 | 24:00 | 00:00 | 00:00 | 00:00 | 00:00 | 0 |
| 14.03.25 | 6.1 | 5,002 | 5,000 | 8,00 | 5,000 | 24:00 | 00:00 | 00:00 | 00:00 | 00:00 | 0 |
| 15.03.25 | 6.1 | 4,702 | 4,700 | 8,00 | 5,000 | 24:00 | 00:00 | 00:00 | 00:00 | 00:00 | 0 |
| 16.03.25 | 6.1 | 6,803 | 6,800 | 8,00 | 5,000 | 24:00 | 00:00 | 00:00 | 00:00 | 00:00 | 0 |
| 17.03.25 | 6.1 | 5,203 | 5,200 | 8,00 | 5,000 | 24:00 | 00:00 | 00:00 | 00:00 | 00:00 | 0 |
| 18.03.25 | 6.1 | 5,403 | 5,400 | 8,00 | 5,000 | 24:00 | 00:00 | 00:00 | 00:00 | 00:00 | 0 |
| 19.03.25 | 6.1 | 5,103 | 5,100 | 8,00 | 5,000 | 24:00 | 00:00 | 00:00 | 00:00 | 00:00 | 0 |
| Среднее | 6.1 | 5,309 | 5,306 | 8,00 | 5,000 | 24:00 | 00:00 | 00:00 | 00:00 | 00:00 | 0 |
| Итого | 6.1 | 164,582 | 164,500 | 8,00 | 5,000 | 743:55 | 00:00 | 00:00 | 00:00 | 00:00 | 0 |
| На 17.02.25 | 6.1 | 5659,114 | 5657,400 | 8,00 | 5,000 | 80909:47 | 7650:21 | 00:00 | 00:00 | 00:00 | 0 |
| На 19.03.25 | 6.1 | 5823,695 | 5821,900 | 8,00 | 5,000 | 81653:42 | 7650:21 | 00:00 | 00:00 | 00:00 | 0 |

Отчет принят " 20 " _____ 20__ г.
 Ответственный за учет _____



Потребитель: ООО "Управдом Юг Подмосквья", Заводской пр-д, д.12
 Поставщик: ООО "ТВС"

Тепловая система 4, Схема 6.1

| Дата | Схема | G1, Т | V1, м3 | t1, °С | P1, кгс/м2 | Траб.ТС, чч:мм | Теоб.1, чч:мм | Теоб.2, чч:мм | Теоб.3, чч:мм | Канальные НС | НС | ТС |
|-------------|-------|-----------|-----------|-----------|---------------|-------------------|------------------|------------------|------------------|--------------|----|----|
| 17.02.25 | 6.1 | 8,752 | 8,748 | 8,00 | 5,000 | 24:00 | 00:00 | 00:00 | 00:00 | 0,6 | | |
| 18.02.25 | 6.1 | 8,831 | 8,827 | 8,00 | 5,000 | 24:00 | 00:00 | 00:00 | 00:00 | 0,6 | | |
| 19.02.25 | 6.1 | 8,591 | 8,587 | 8,00 | 5,000 | 24:00 | 00:00 | 00:00 | 00:00 | 0,6 | | |
| 20.02.25 | 6.1 | 7,587 | 7,583 | 8,00 | 5,000 | 24:00 | 00:00 | 00:00 | 00:00 | 0,6 | | |
| 21.02.25 | 6.1 | 10,423 | 10,418 | 8,00 | 5,000 | 24:00 | 00:00 | 00:00 | 00:00 | 0,6 | | |
| 22.02.25 | 6.1 | 9,925 | 9,920 | 8,00 | 5,000 | 24:00 | 00:00 | 00:00 | 00:00 | 0,6 | | |
| 23.02.25 | 6.1 | 6,235 | 6,232 | 8,00 | 5,000 | 24:00 | 00:00 | 00:00 | 00:00 | 0,6 | | |
| 24.02.25 | 6.1 | 8,662 | 8,658 | 8,00 | 5,000 | 24:00 | 00:00 | 00:00 | 00:00 | 0,6 | | |
| 25.02.25 | 6.1 | 8,625 | 8,621 | 8,00 | 5,000 | 24:00 | 00:00 | 00:00 | 00:00 | 0,6 | | |
| 26.02.25 | 6.1 | 7,464 | 7,460 | 8,00 | 5,000 | 24:00 | 00:00 | 00:00 | 00:00 | 0,6 | | |
| 27.02.25 | 6.1 | 8,771 | 8,767 | 8,00 | 5,000 | 24:00 | 00:00 | 00:00 | 00:00 | 0,6 | | |
| 28.02.25 | 6.1 | 9,103 | 9,098 | 8,00 | 5,000 | 24:00 | 00:00 | 00:00 | 00:00 | 0,6 | | |
| 01.03.25 | 6.1 | 9,234 | 9,229 | 8,00 | 5,000 | 24:00 | 00:00 | 00:00 | 00:00 | 0,6 | | |
| 02.03.25 | 6.1 | 7,962 | 7,958 | 8,00 | 5,000 | 24:00 | 00:00 | 00:00 | 00:00 | 0,6 | | |
| 03.03.25 | 6.1 | 8,297 | 8,293 | 8,00 | 5,000 | 24:00 | 00:00 | 00:00 | 00:00 | 0,6 | | |
| 04.03.25 | 6.1 | 8,085 | 8,081 | 8,00 | 5,000 | 24:00 | 00:00 | 00:00 | 00:00 | 0,6 | | |
| 05.03.25 | 6.1 | 8,855 | 8,851 | 8,00 | 5,000 | 24:00 | 00:00 | 00:00 | 00:00 | 0,6 | | |
| 06.03.25 | 6.1 | 7,767 | 7,763 | 8,00 | 5,000 | 24:00 | 00:00 | 00:00 | 00:00 | 0,6 | | |
| 07.03.25 | 6.1 | 9,530 | 9,525 | 8,00 | 5,000 | 24:00 | 00:00 | 00:00 | 00:00 | 0,6 | | |
| 08.03.25 | 6.1 | 9,035 | 9,031 | 8,00 | 5,000 | 24:00 | 00:00 | 00:00 | 00:00 | 0,6 | | |
| 09.03.25 | 6.1 | 5,664 | 5,661 | 8,00 | 5,000 | 24:00 | 00:00 | 00:00 | 00:00 | 0,6 | | |
| 10.03.25 | 6.1 | 8,237 | 8,233 | 8,00 | 5,000 | 24:00 | 00:00 | 00:00 | 00:00 | 0,6 | | |
| 11.03.25 | 6.1 | 8,329 | 8,325 | 8,00 | 5,000 | 24:00 | 00:00 | 00:00 | 00:00 | 0,6 | | |
| 12.03.25 | 6.1 | 9,954 | 9,949 | 8,00 | 5,000 | 23:56 | 00:00 | 00:00 | 00:00 | 0,6 | | |
| 13.03.25 | 6.1 | 8,377 | 8,373 | 8,00 | 5,000 | 24:00 | 00:00 | 00:00 | 00:00 | 0,6 | | |
| 14.03.25 | 6.1 | 7,830 | 7,826 | 8,00 | 5,000 | 24:00 | 00:00 | 00:00 | 00:00 | 0,6 | | |
| 15.03.25 | 6.1 | 9,791 | 9,786 | 8,00 | 5,000 | 24:00 | 00:00 | 00:00 | 00:00 | 0,6 | | |
| 16.03.25 | 6.1 | 7,802 | 7,798 | 8,00 | 5,000 | 24:00 | 00:00 | 00:00 | 00:00 | 0,6 | | |
| 17.03.25 | 6.1 | 8,495 | 8,491 | 8,00 | 5,000 | 24:00 | 00:00 | 00:00 | 00:00 | 0,6 | | |
| 18.03.25 | 6.1 | 8,341 | 8,337 | 8,00 | 5,000 | 24:00 | 00:00 | 00:00 | 00:00 | 0,6 | | |
| 19.03.25 | 6.1 | 7,901 | 7,897 | 8,00 | 5,000 | 24:00 | 00:00 | 00:00 | 00:00 | 0,6 | | |
| Среднее | 6.1 | 8,466 | 8,462 | 8,00 | 5,000 | 24:00 | 00:00 | 00:00 | 00:00 | — | | |
| Итого | 6.1 | 262,453 | 262,324 | 8,00 | 5,000 | 743:55 | 00:00 | 00:00 | 00:00 | — | | |
| На 17.02.25 | 6.1 | 47787,438 | 47763,668 | 8,00 | 5,000 | 88342:20 | 00:00 | 00:00 | 00:00 | 0,6 | | |
| На 19.03.25 | 6.1 | 48049,891 | 48025,992 | 8,00 | 5,000 | 89086:15 | 00:00 | 00:00 | 00:00 | 0,6 | | |

Отчет принят "___" _____ 20___

Ответственный за учет

